

Spring 2022

INTRODUCTION TO COMPUTER VISION

Atlas Wang

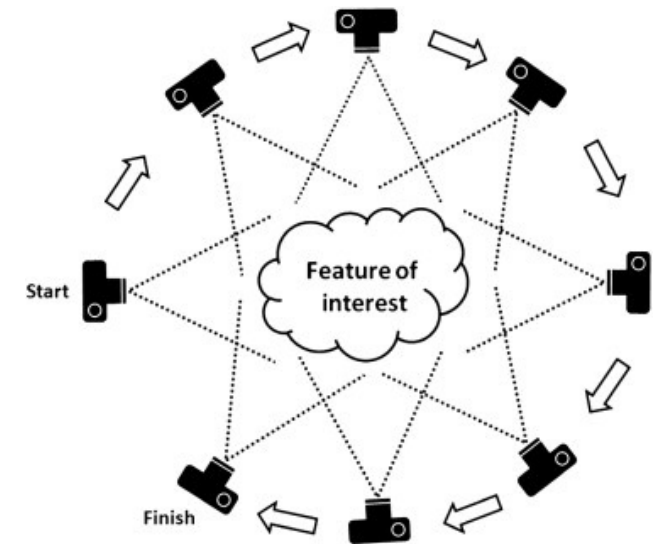
Assistant Professor, The University of Texas at Austin

Visual Informatics Group@UT Austin
<https://vita-group.github.io/>

Many slides here were adapted from CMU 16-385 & Brown CSCI 1430

“Structure from Motion”

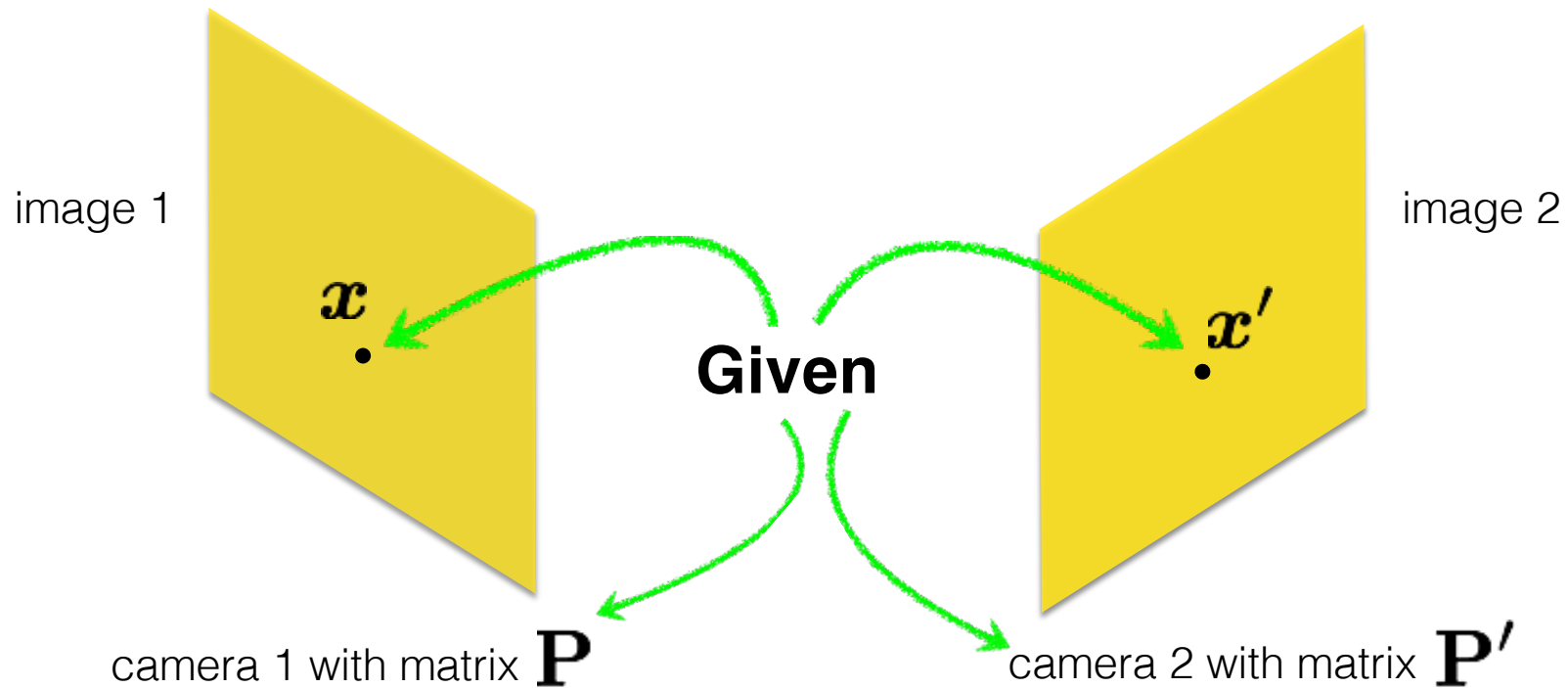
- Humans perceive the 3D structure in their environment by moving around it
 - When the observer moves, objects around them move different amounts depending on their distance from the observer.
 - Even you stand still, most people have two eyes!



- Finding structure from motion presents a similar problem in stereo vision.
 - Estimating three-dimensional structures from two-dimensional image sequences that may be coupled with local motion signals
 - Correspondence between images and reconstruction of 3D object needs to be found

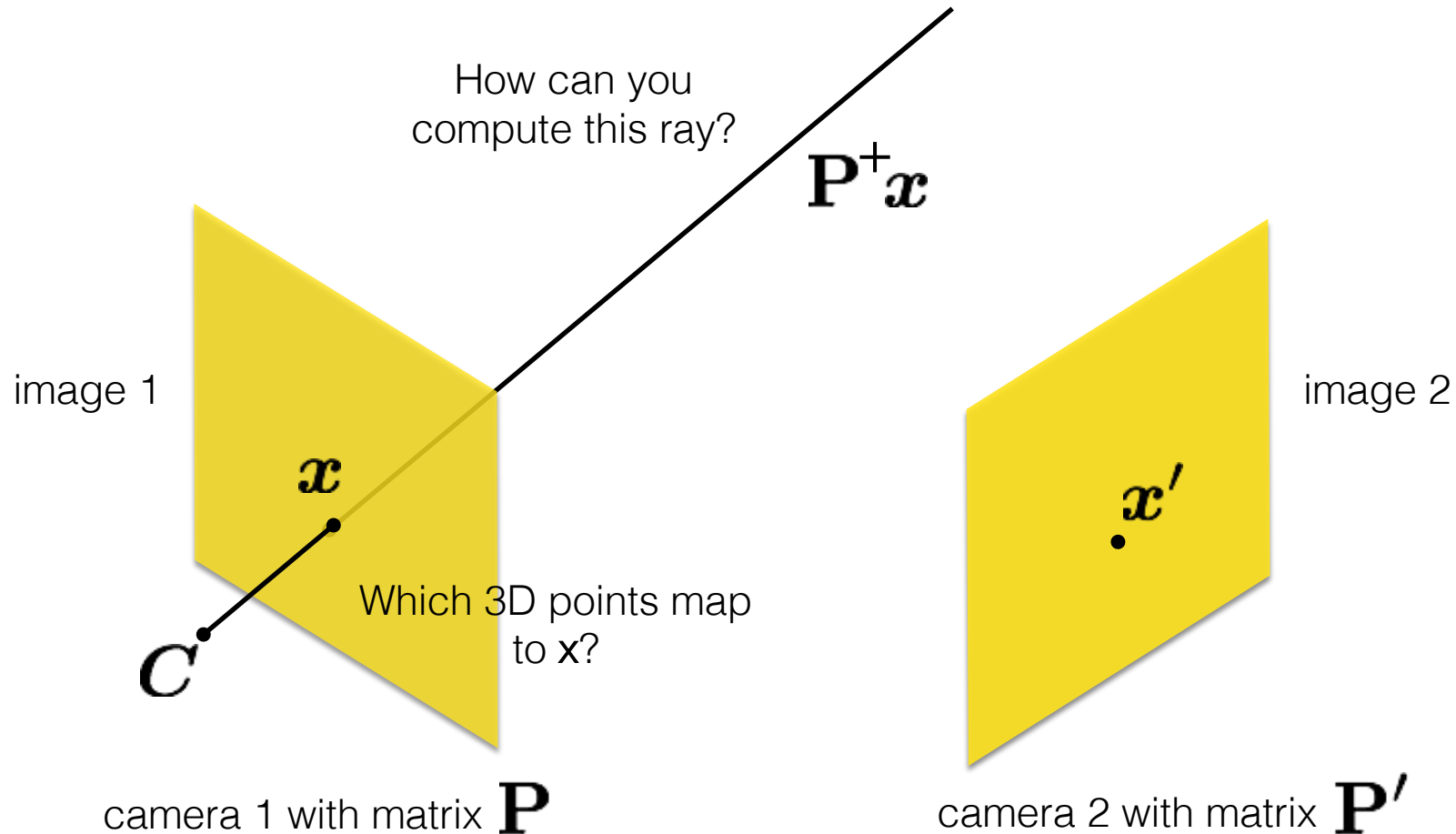
| | Structure (scene geometry) | Motion (camera geometry) | Measurements |
|--|-------------------------------|-----------------------------|-----------------------------|
| Camera Calibration (a.k.a. pose estimation) | known | estimate | 3D to 2D correspondences |
| Triangulation | estimate | known | 2D to 2D correspondences |
| Reconstruction (including epipolar) | estimate | estimate | 2D to 2D correspondences |

Triangulation (Two-view geometry)

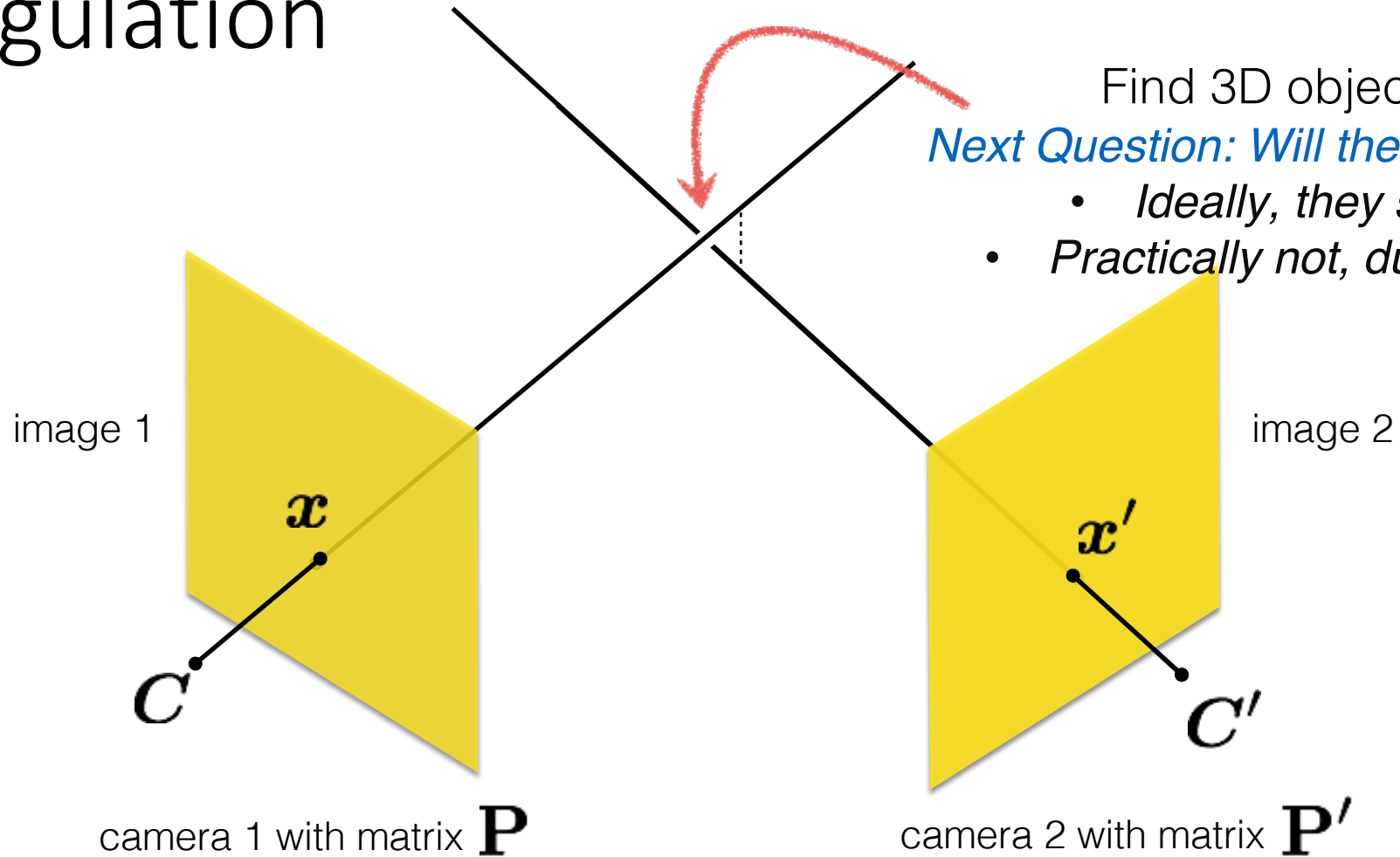


Triangulation

Create two points on the ray:
1) find the camera center; and
2) apply the pseudo-inverse of \mathbf{P} on \mathbf{x} .
Then connect the two points.
This procedure is called backprojection



Triangulation



Find 3D object point

Next Question: Will the lines intersect?

- *Ideally, they should...*
- *Practically not, due to noise...*

Triangulation

Given a set of (noisy) matched points

$$\{\mathbf{x}_i, \mathbf{x}'_i\}$$

and camera matrices

$$\mathbf{P}, \mathbf{P}'$$

Estimate the 3D point

$$\mathbf{X}$$

$$\mathbf{x} = \mathbf{P}\mathbf{X}$$

known

known

*Can we compute \mathbf{X} from a single
correspondence \mathbf{x} ?*

$$\mathbf{x} = \mathbf{P}\mathbf{X}$$

(homogeneous
coordinate)

This is a similarity relation because it involves homogeneous coordinates

$$\mathbf{x} = \alpha \mathbf{P}\mathbf{X}$$

(homogeneous coordinate
with a "scale")

Same ray direction but differs by a scale factor

Question: why
not directly using
homogenous
coordinate here?

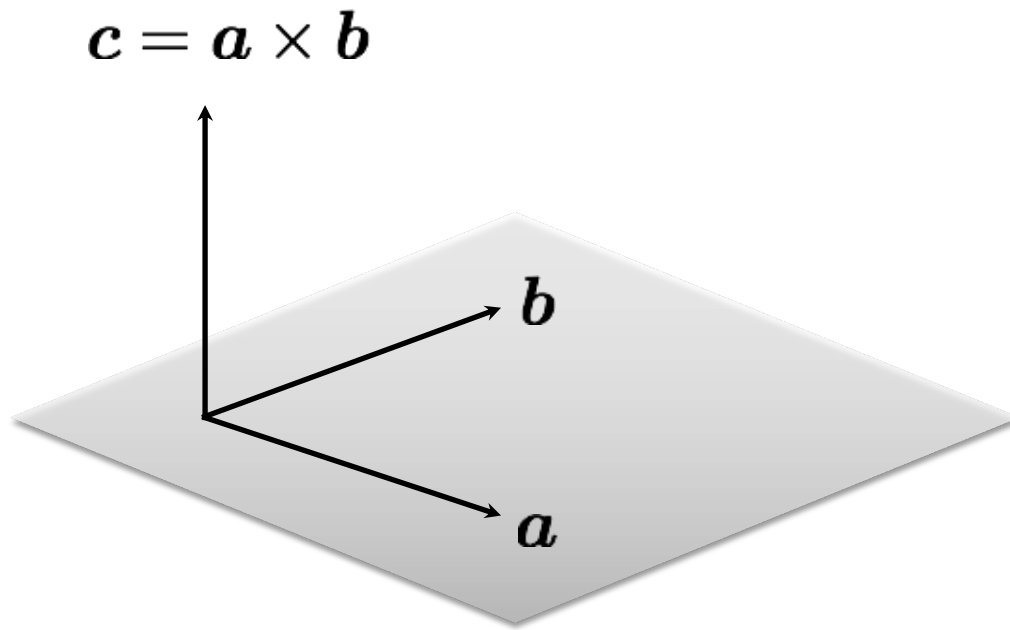
$$\begin{bmatrix} x \\ y \\ z \end{bmatrix} = \alpha \begin{bmatrix} p_1 & p_2 & p_3 & p_4 \\ p_5 & p_6 & p_7 & p_8 \\ p_9 & p_{10} & p_{11} & p_{12} \end{bmatrix} \begin{bmatrix} X \\ Y \\ Z \\ 1 \end{bmatrix}$$

*How do we solve for unknowns in a similarity relation?
(e.g., how to remove the unknown scale?)*

Linear algebra reminder: cross product

Vector (cross) product

takes two vectors and returns a vector perpendicular to both



$$a \times b = \begin{bmatrix} a_2b_3 - a_3b_2 \\ a_3b_1 - a_1b_3 \\ a_1b_2 - a_2b_1 \end{bmatrix}$$

cross product of two vectors in the same direction is zero vector

$$a \times a = 0$$

remember this!!!

$$c \cdot a = 0$$

$$c \cdot b = 0$$

Linear algebra reminder: cross product

Cross product

$$\mathbf{a} \times \mathbf{b} = \begin{bmatrix} a_2 b_3 - a_3 b_2 \\ a_3 b_1 - a_1 b_3 \\ a_1 b_2 - a_2 b_1 \end{bmatrix}$$

Can also be written as a matrix multiplication

$$\mathbf{a} \times \mathbf{b} = [\mathbf{a}]_{\times} \mathbf{b} = \begin{bmatrix} 0 & -a_3 & a_2 \\ a_3 & 0 & -a_1 \\ -a_2 & a_1 & 0 \end{bmatrix} \begin{bmatrix} b_1 \\ b_2 \\ b_3 \end{bmatrix}$$

Skew symmetric

Back to triangulation

$$\mathbf{x} = \alpha \mathbf{P} \mathbf{X}$$

Same direction but differs by a scale factor

How can we rewrite this using vector products?

$$\mathbf{x} = \alpha \mathbf{P} \mathbf{X}$$

Same direction but differs by a scale factor

$$\mathbf{x} \times \mathbf{P} \mathbf{X} = \mathbf{0}$$

Cross product of two vectors of same direction is zero
(this equality removes the scale factor)

$$\begin{bmatrix} x \\ y \\ z \end{bmatrix} = \alpha \begin{bmatrix} p_1 & p_2 & p_3 & p_4 \\ p_5 & p_6 & p_7 & p_8 \\ p_9 & p_{10} & p_{11} & p_{12} \end{bmatrix} \begin{bmatrix} X \\ Y \\ Z \\ 1 \end{bmatrix}$$

$$\begin{bmatrix} x \\ y \\ z \end{bmatrix} = \alpha \begin{bmatrix} \text{---} & \mathbf{p}_1^\top & \text{---} \\ \text{---} & \mathbf{p}_2^\top & \text{---} \\ \text{---} & \mathbf{p}_3^\top & \text{---} \end{bmatrix} \begin{bmatrix} | \\ \mathbf{X} \\ | \end{bmatrix}$$

Do the same after first
expanding out the
camera matrix and points

$$\begin{bmatrix} x \\ y \\ z \end{bmatrix} = \alpha \begin{bmatrix} \mathbf{p}_1^\top \mathbf{X} \\ \mathbf{p}_2^\top \mathbf{X} \\ \mathbf{p}_3^\top \mathbf{X} \end{bmatrix}$$

$$\begin{bmatrix} x \\ y \\ 1 \end{bmatrix} \times \begin{bmatrix} \mathbf{p}_1^\top \mathbf{X} \\ \mathbf{p}_2^\top \mathbf{X} \\ \mathbf{p}_3^\top \mathbf{X} \end{bmatrix} = \begin{bmatrix} y\mathbf{p}_3^\top \mathbf{X} - \mathbf{p}_2^\top \mathbf{X} \\ \mathbf{p}_1^\top \mathbf{X} - x\mathbf{p}_3^\top \mathbf{X} \\ x\mathbf{p}_2^\top \mathbf{X} - y\mathbf{p}_1^\top \mathbf{X} \end{bmatrix} = \begin{bmatrix} 0 \\ 0 \\ 0 \end{bmatrix}$$

Using the fact that the cross product should be zero

$$\mathbf{x} \times \mathbf{P}\mathbf{X} = \mathbf{0}$$

$$\begin{bmatrix} yp_3^\top \mathbf{X} - p_2^\top \mathbf{X} \\ p_1^\top \mathbf{X} - xp_3^\top \mathbf{X} \\ xp_2^\top \mathbf{X} - yp_1^\top \mathbf{X} \end{bmatrix} = \begin{bmatrix} 0 \\ 0 \\ 0 \end{bmatrix}$$

Third line is a linear combination of the first and second lines.
(x times the first line plus y times the second line)

One 2D to 3D point correspondence give you  equations

Using the fact that the cross product should be zero

$$\mathbf{x} \times \mathbf{P}\mathbf{X} = \mathbf{0}$$

$$\begin{bmatrix} yp_3^\top \mathbf{X} - p_2^\top \mathbf{X} \\ p_1^\top \mathbf{X} - xp_3^\top \mathbf{X} \\ xp_2^\top \mathbf{X} - yp_1^\top \mathbf{X} \end{bmatrix} = \begin{bmatrix} 0 \\ 0 \\ 0 \end{bmatrix}$$

Third line is a linear combination of the first and second lines.
(x times the first line plus y times the second line)

One 2D to 3D point correspondence give you 2 equations

$$\begin{bmatrix} y\mathbf{p}_3^\top \mathbf{X} - \mathbf{p}_2^\top \mathbf{X} \\ \mathbf{p}_1^\top \mathbf{X} - x\mathbf{p}_3^\top \mathbf{X} \end{bmatrix} = \begin{bmatrix} 0 \\ 0 \end{bmatrix}$$

Remove third row, and
rearrange as system on
unknowns

$$\begin{bmatrix} y\mathbf{p}_3^\top - \mathbf{p}_2^\top \\ \mathbf{p}_1^\top - x\mathbf{p}_3^\top \end{bmatrix} \mathbf{X} = \begin{bmatrix} 0 \\ 0 \end{bmatrix}$$

$$\mathbf{A}_i \mathbf{X} = \mathbf{0}$$

Now we can make a system of linear equations
(two lines for each 2D point correspondence)

Concatenate the 2D points from both images

Two rows from camera
one

Two rows from camera
two

$$\begin{bmatrix} y\mathbf{p}_3^\top - \mathbf{p}_2^\top \\ \mathbf{p}_1^\top - x\mathbf{p}_3^\top \\ y'\mathbf{p}_3'^\top - \mathbf{p}_2'^\top \\ \mathbf{p}_1'^\top - x'\mathbf{p}_3'^\top \end{bmatrix} \mathbf{X} = \begin{bmatrix} 0 \\ 0 \\ 0 \\ 0 \end{bmatrix}$$

sanity check! dimensions?

$$\mathbf{A}\mathbf{X} = \mathbf{0}$$

How do we solve homogeneous linear system?

Concatenate the 2D points from both images

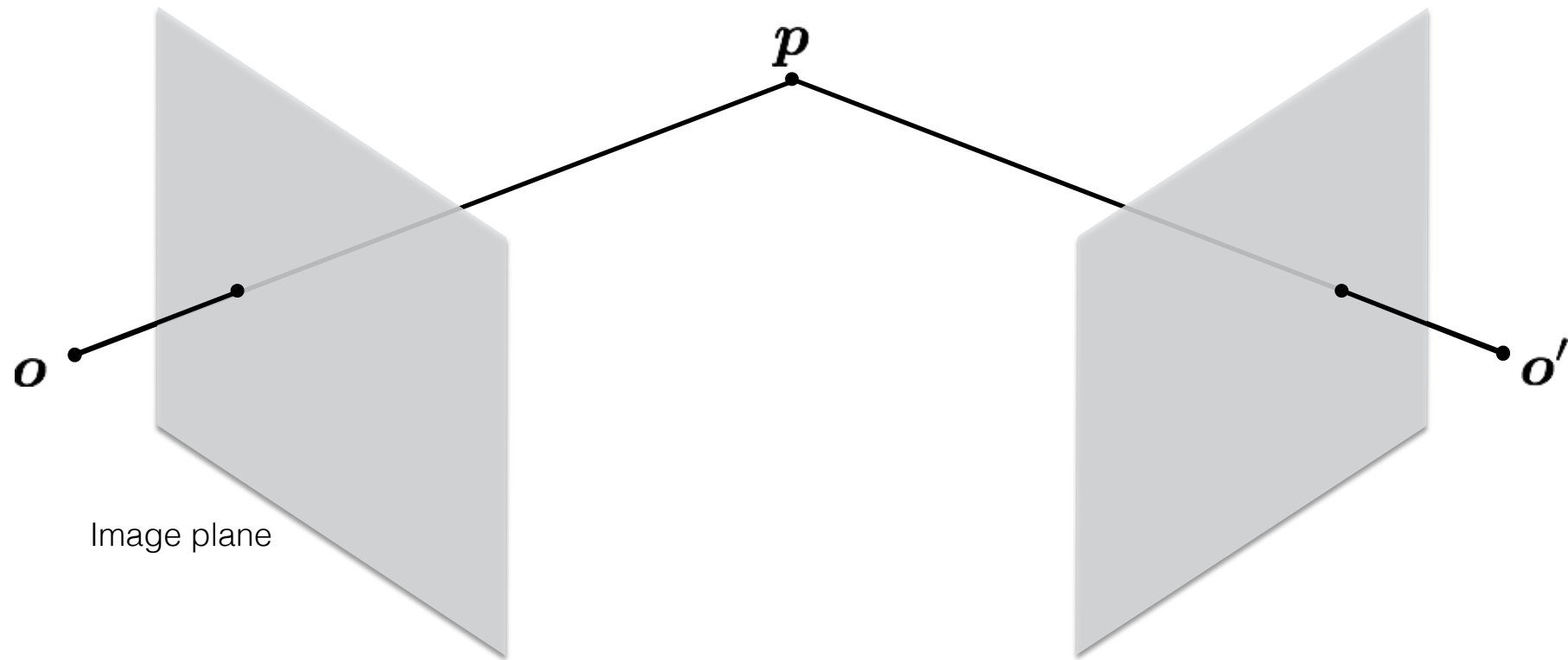
$$\begin{bmatrix} y\mathbf{p}_3^\top - \mathbf{p}_2^\top \\ \mathbf{p}_1^\top - x\mathbf{p}_3^\top \\ y'\mathbf{p}_3'^\top - \mathbf{p}_2'^\top \\ \mathbf{p}_1'^\top - x'\mathbf{p}_3'^\top \end{bmatrix} \mathbf{X} = \begin{bmatrix} 0 \\ 0 \\ 0 \\ 0 \end{bmatrix}$$

$$\mathbf{A}\mathbf{X} = \mathbf{0}$$

How do we solve homogeneous linear system?

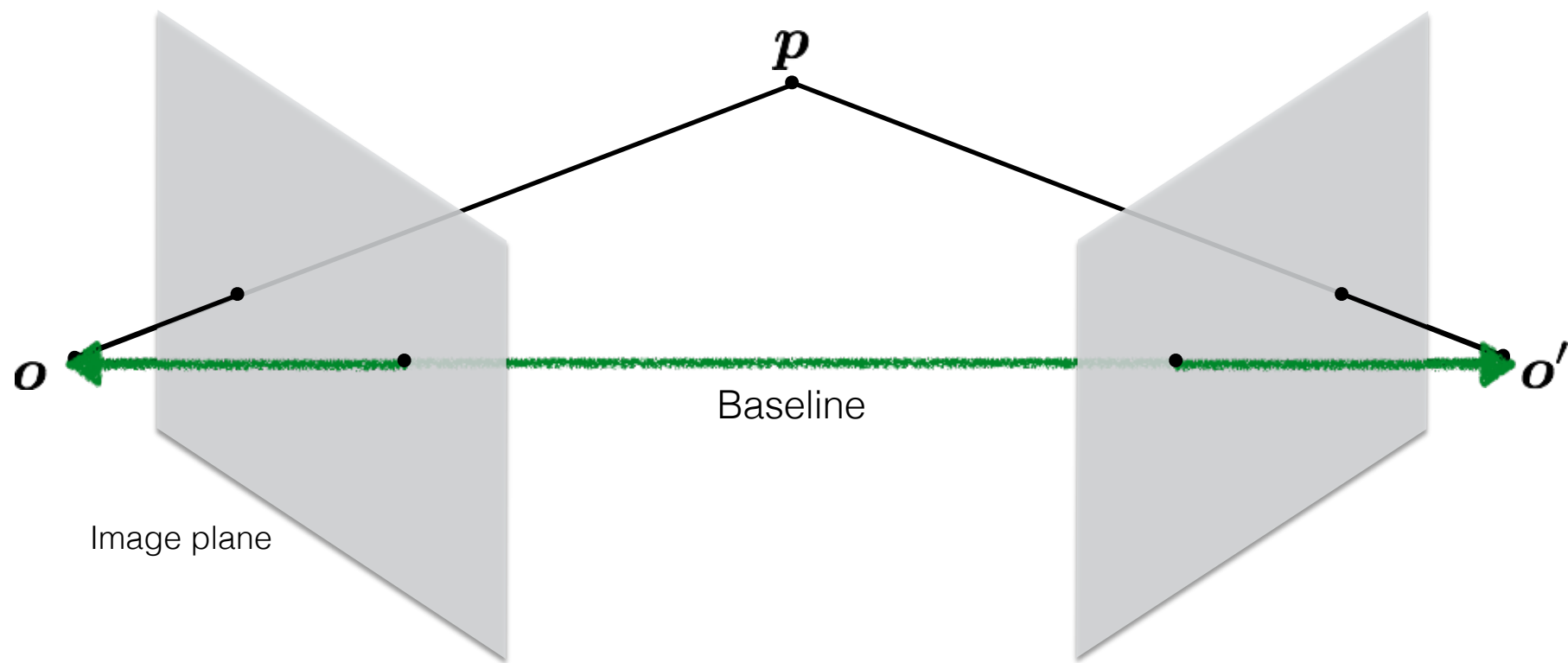
S V D !

Epipolar geometry

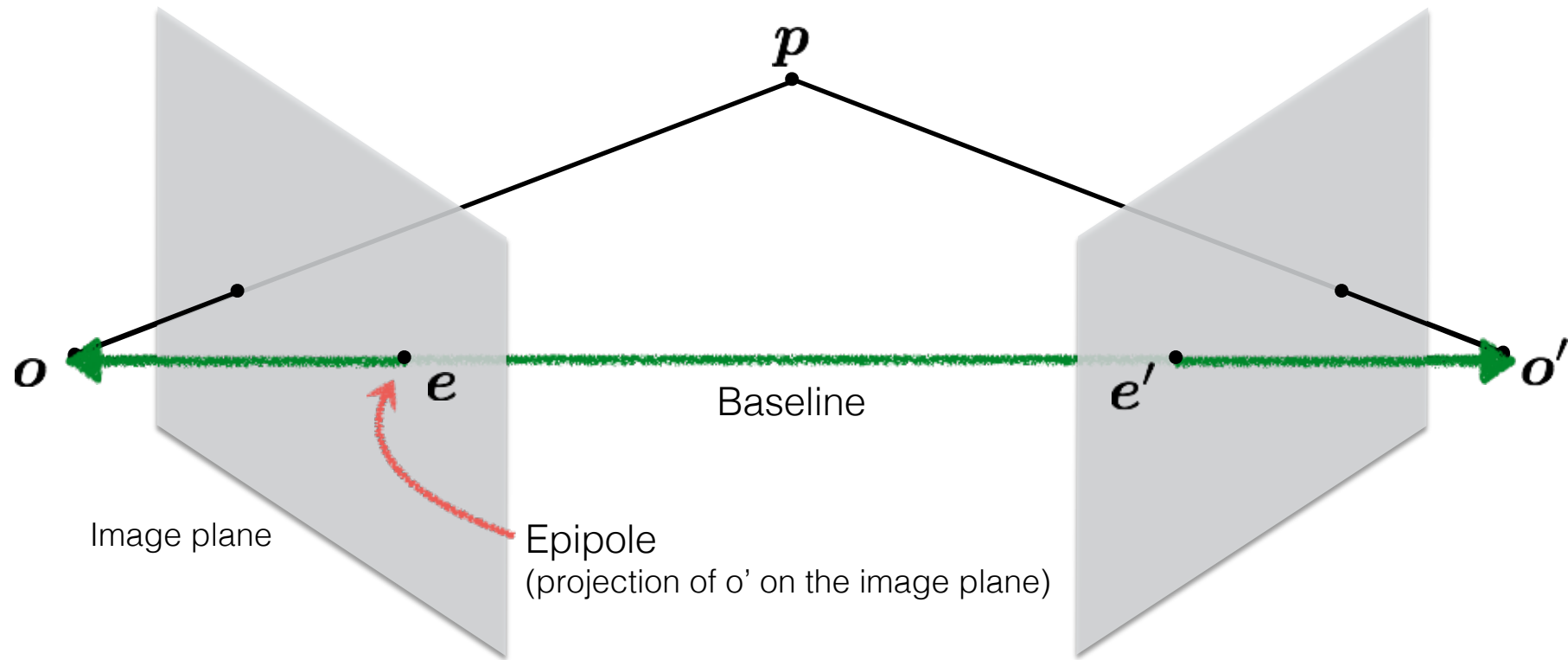


Assuming pinhole cameras, given one 2D point on the left image, where is its counterpart on the right image, that is projected from the same 3D point?

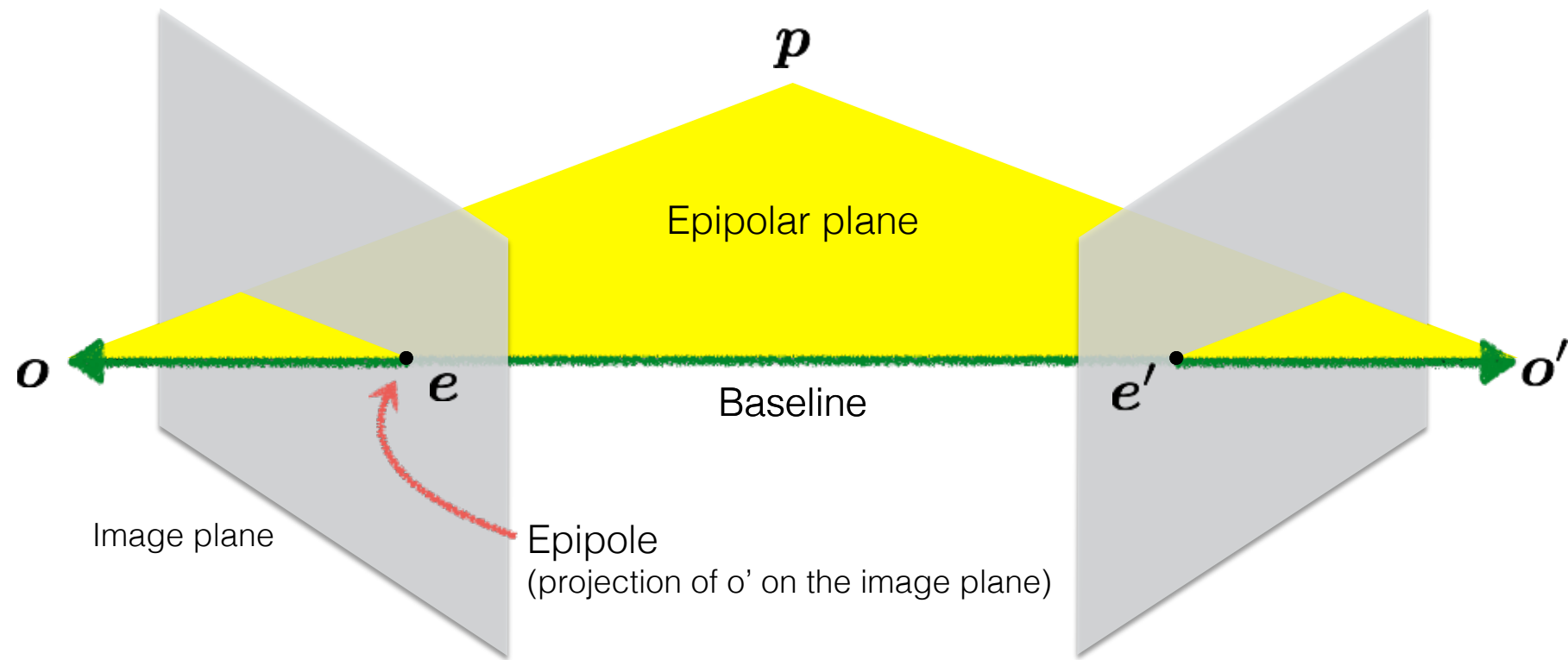
Epipolar geometry



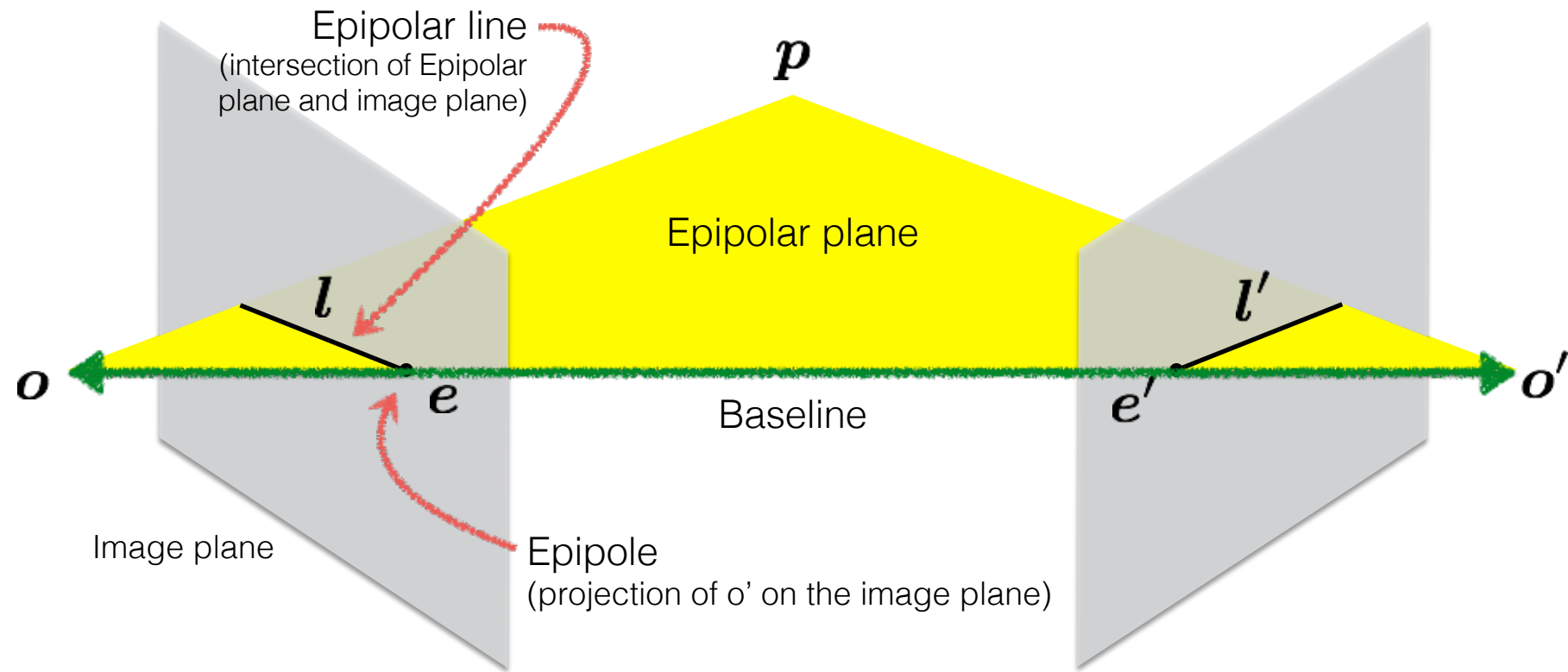
Epipolar geometry



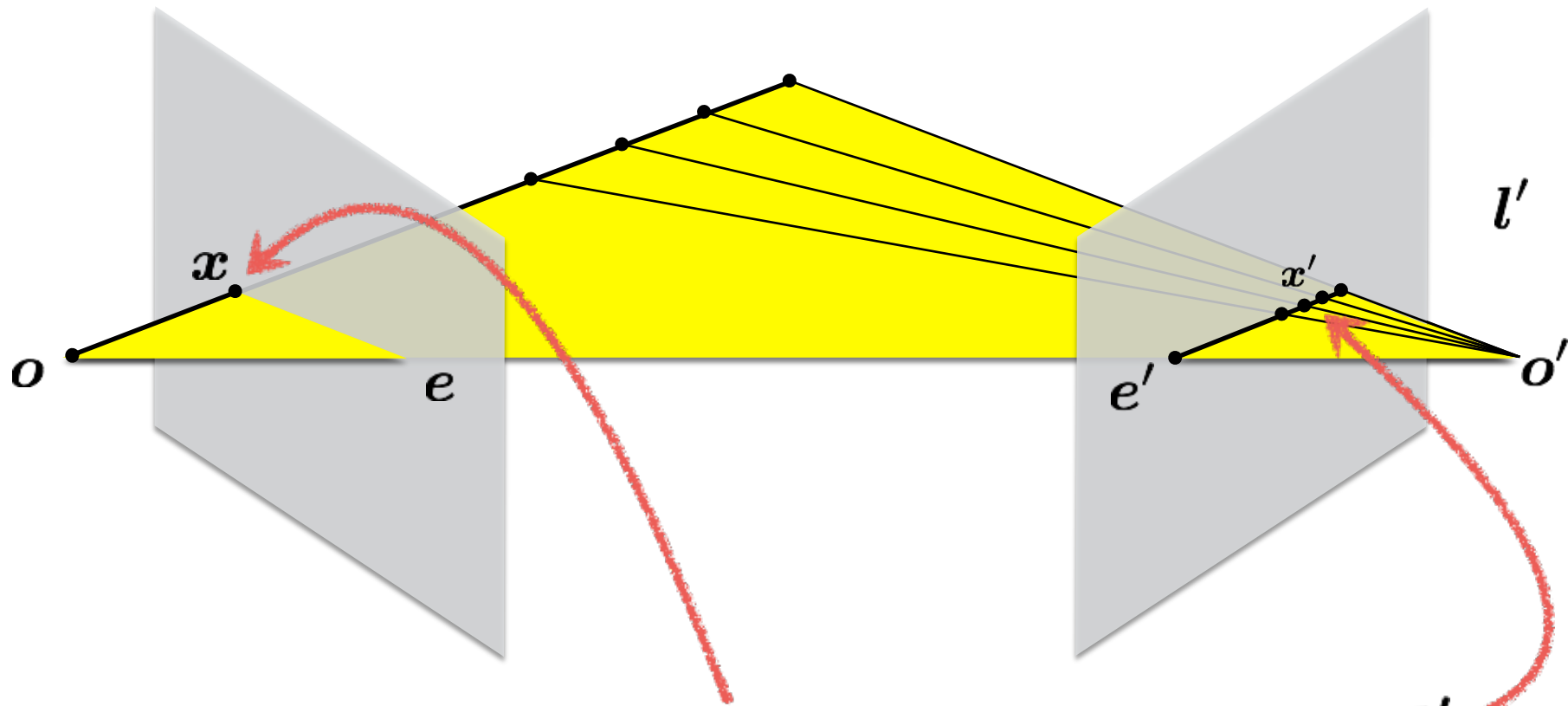
Epipolar geometry



Epipolar geometry




Epipolar constraint




Potential matches for x lie on the epipolar line l'

The epipolar constraint is an important concept for stereo vision

Task: Match point in left image to point in right image



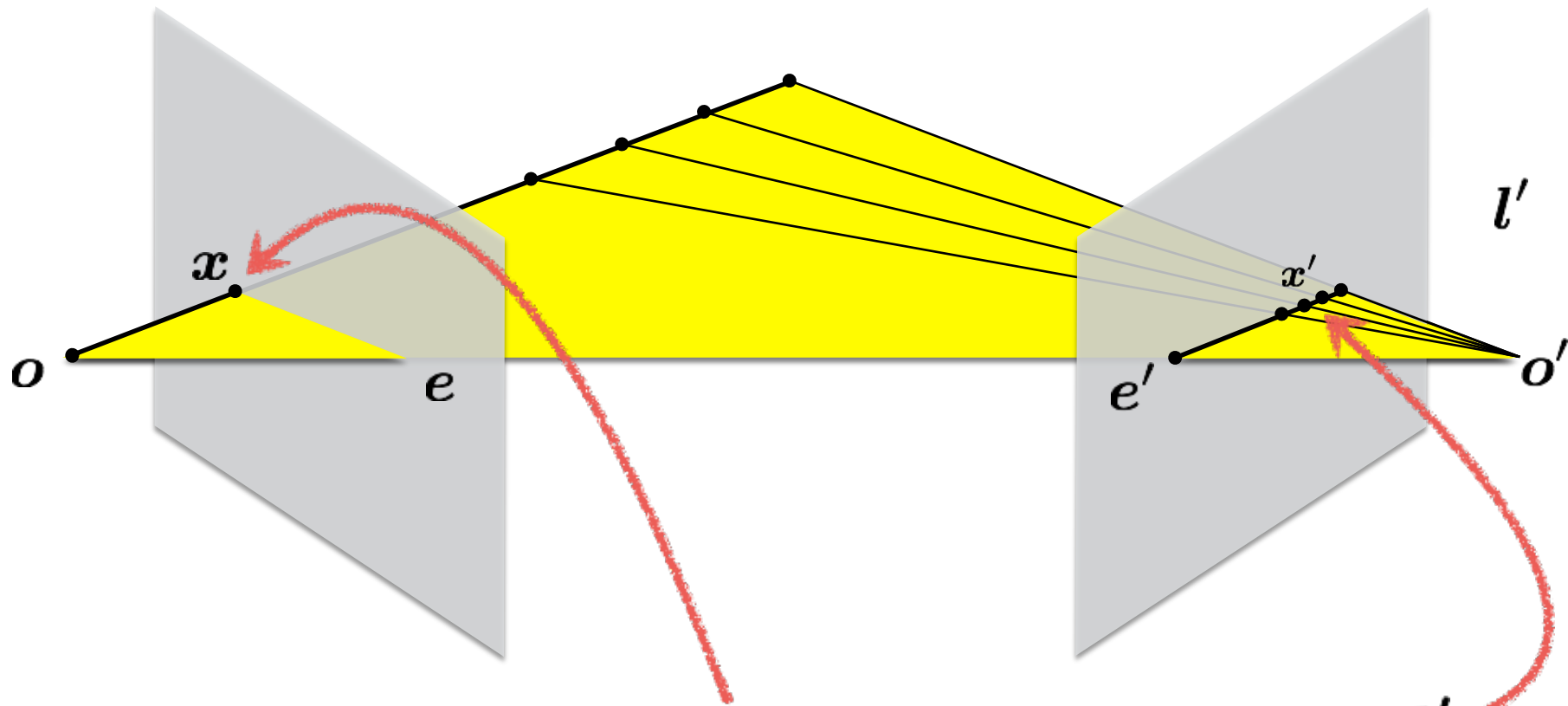
Left image



Right image

How would you do it?


Epipolar constraint




Potential matches for x lie on the epipolar line l'

The epipolar constraint is an important concept for stereo vision

Task: Match point in left image to point in right image



Left image




Right image

Want to avoid search over entire image


Epipolar constraint reduces search to a single line

The epipolar constraint is an important concept for stereo vision

Task: Match point in left image to point in right image



Left image



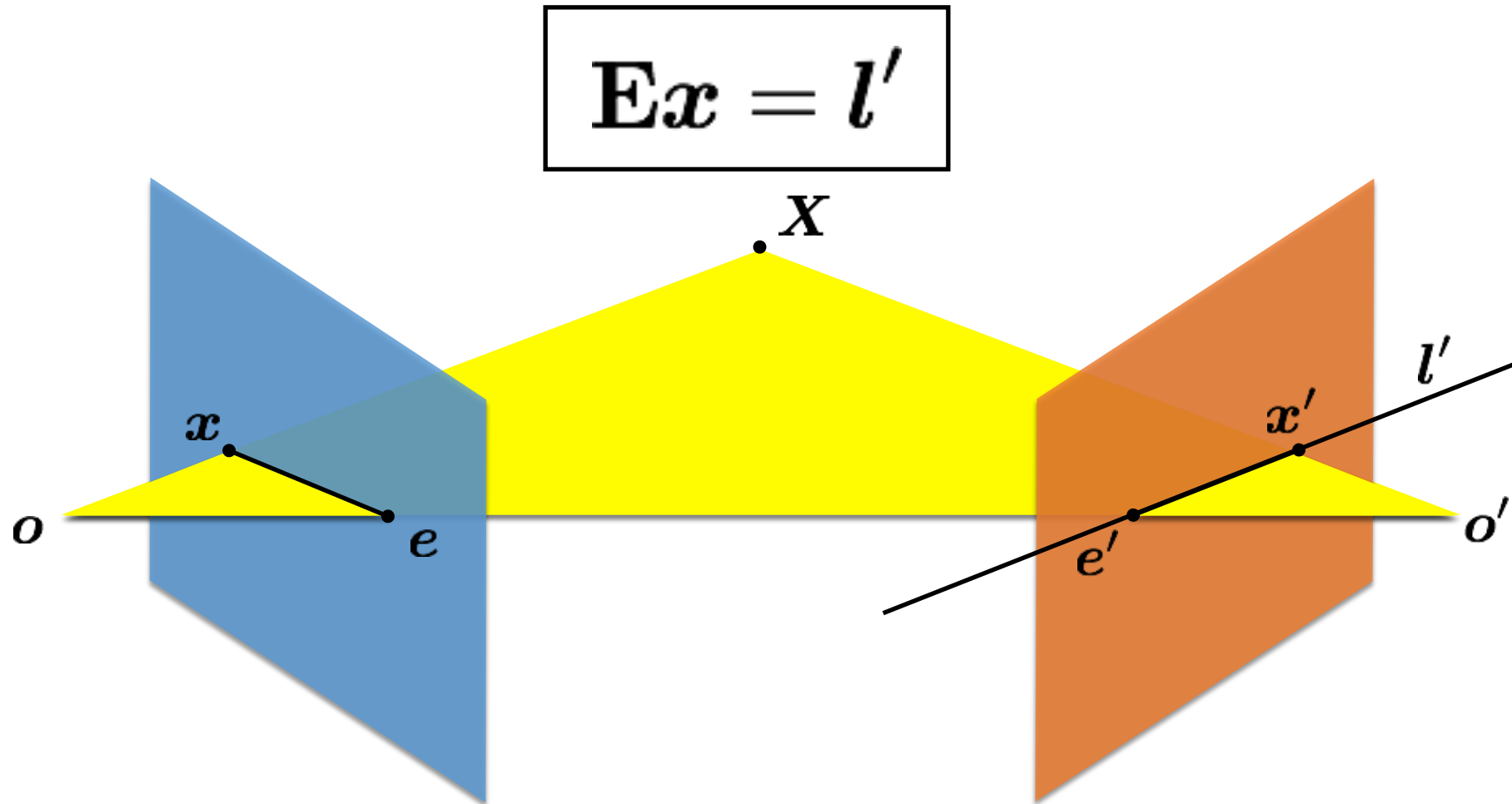
Right image

Want to avoid search over entire image

Epipolar constraint reduces search to a single line

How do you compute the epipolar line?

Given a point in one image, multiplying by the **essential matrix** will tell us the **epipolar line** in the second view.

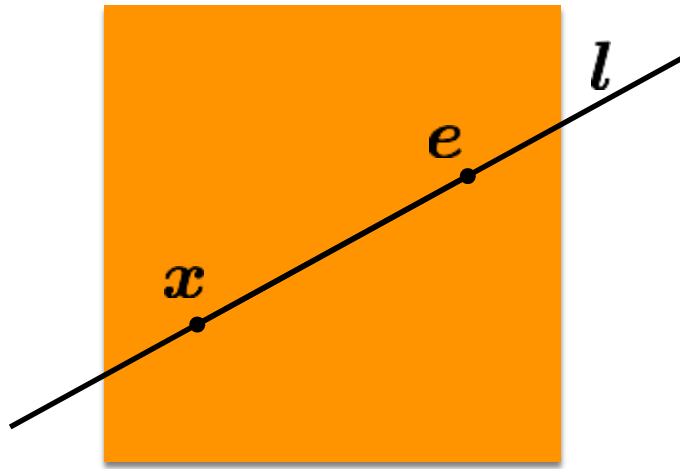


The Essential Matrix is a 3 x 3 matrix that encodes **epipolar geometry**

Representing the ...

Epipolar Line

$$ax + by + c = 0 \quad \text{in vector form} \quad \mathbf{l} = \begin{bmatrix} a \\ b \\ c \end{bmatrix}$$

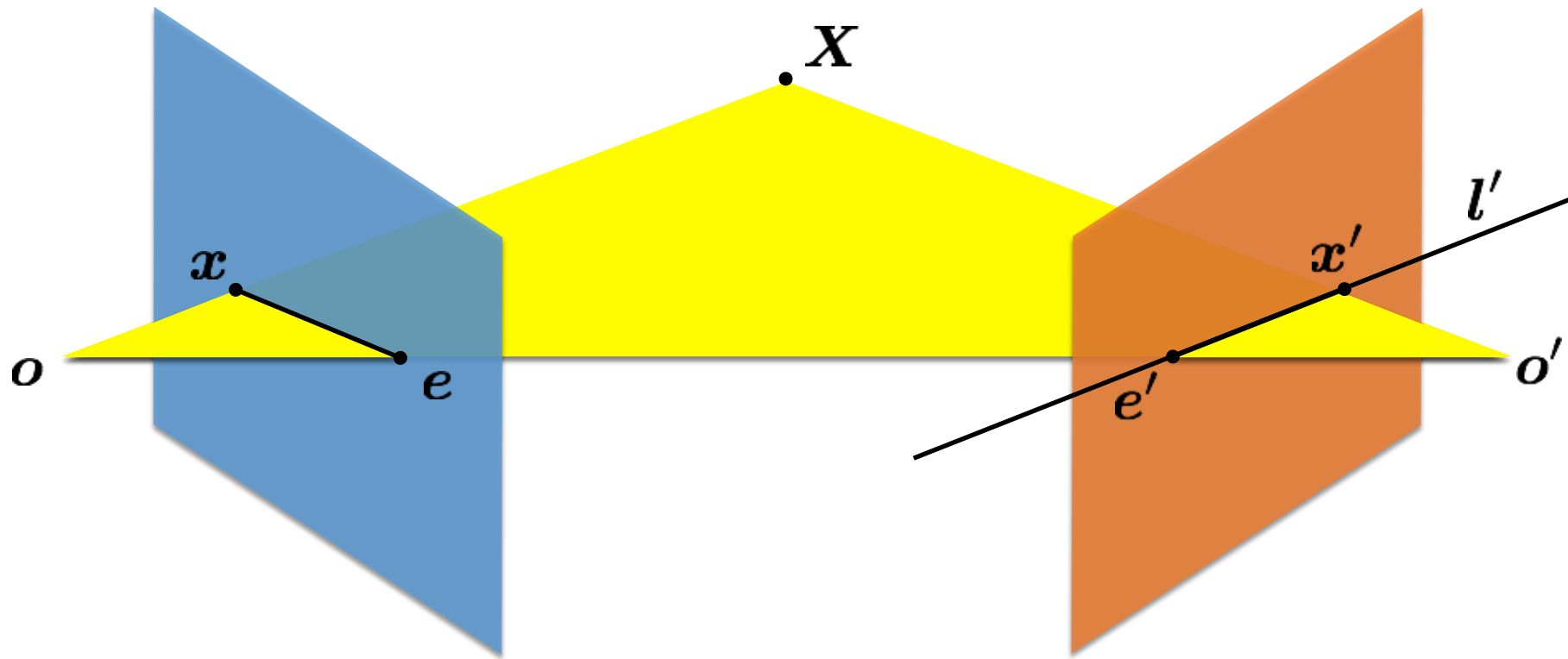


If the point \mathbf{x} is on the epipolar line \mathbf{l} then

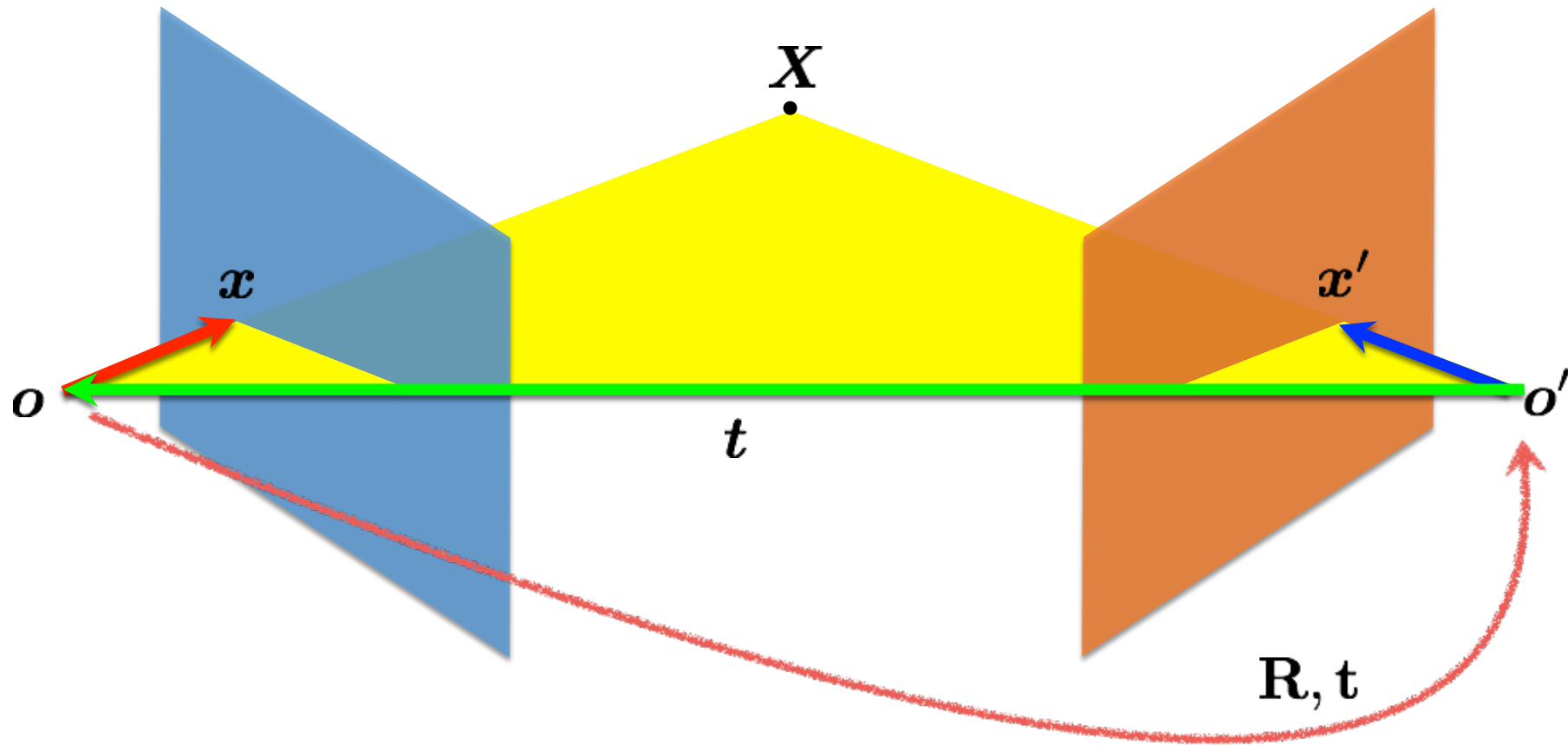
$$\mathbf{x}^\top \mathbf{l} = ?$$

So if $\mathbf{x}'^\top \mathbf{l}' = 0$ and $\mathbf{E}\mathbf{x} = \mathbf{l}'$ then

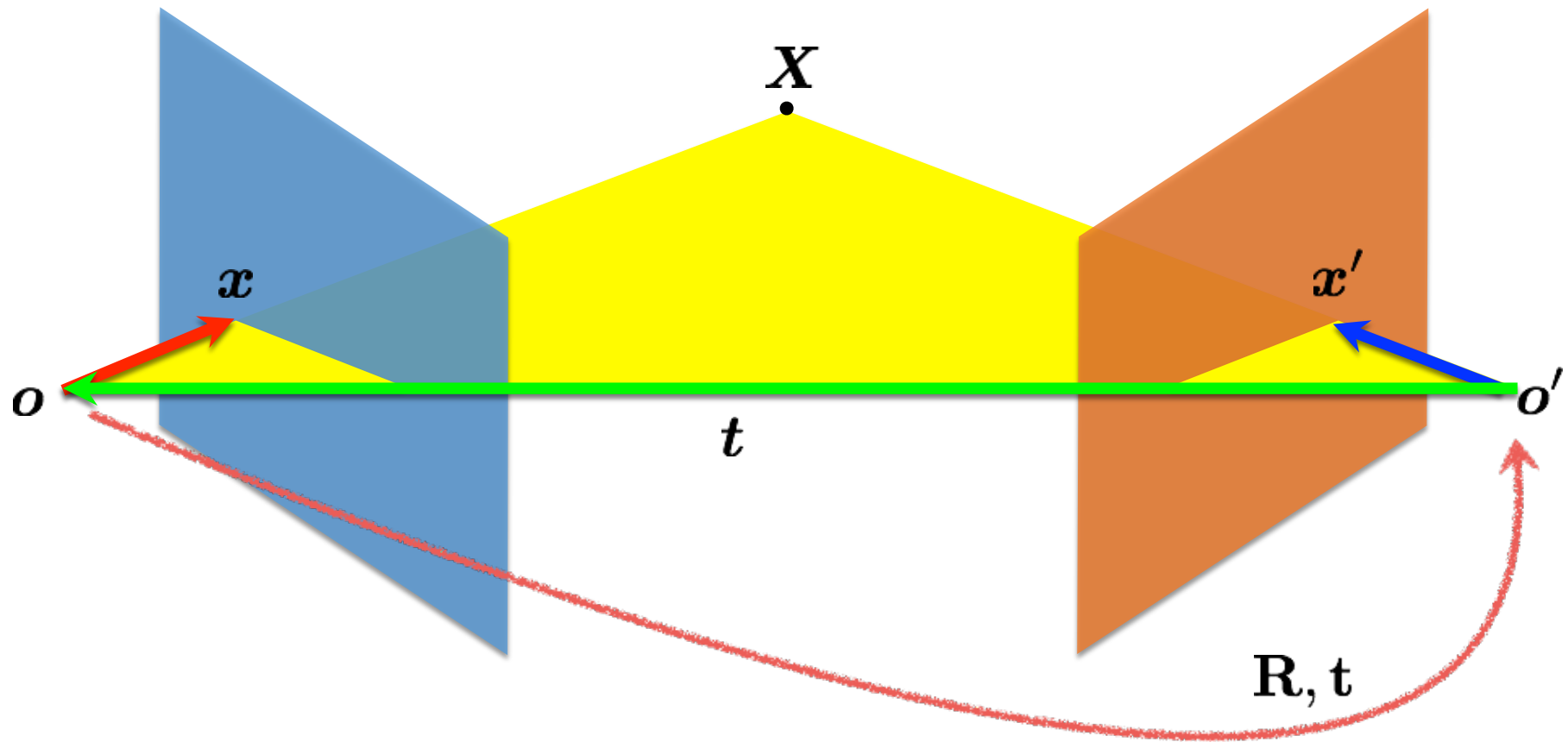
$$\mathbf{x}'^\top \mathbf{E}\mathbf{x} = ?$$



Where does the essential matrix come from?

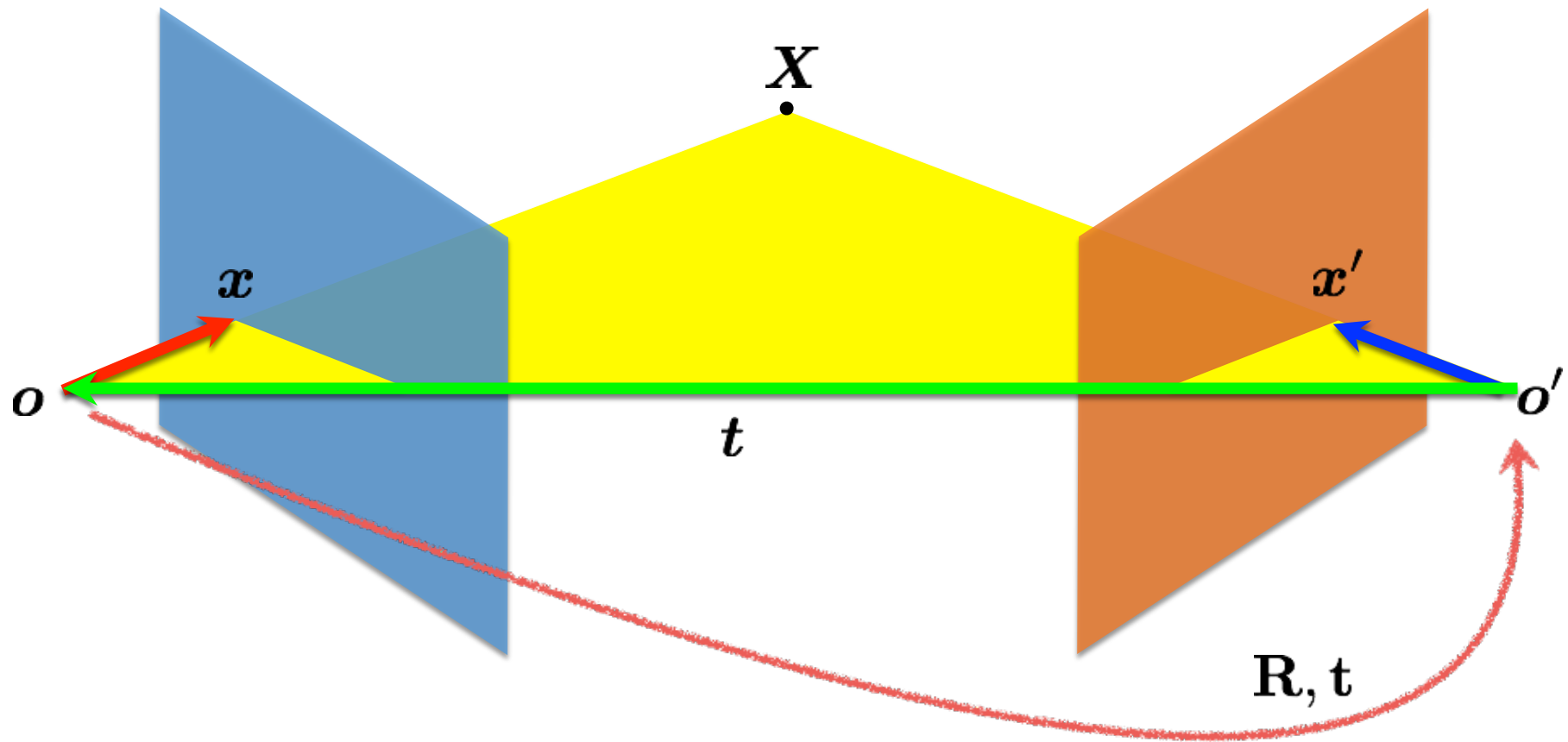


$$x' = R(x - t)$$



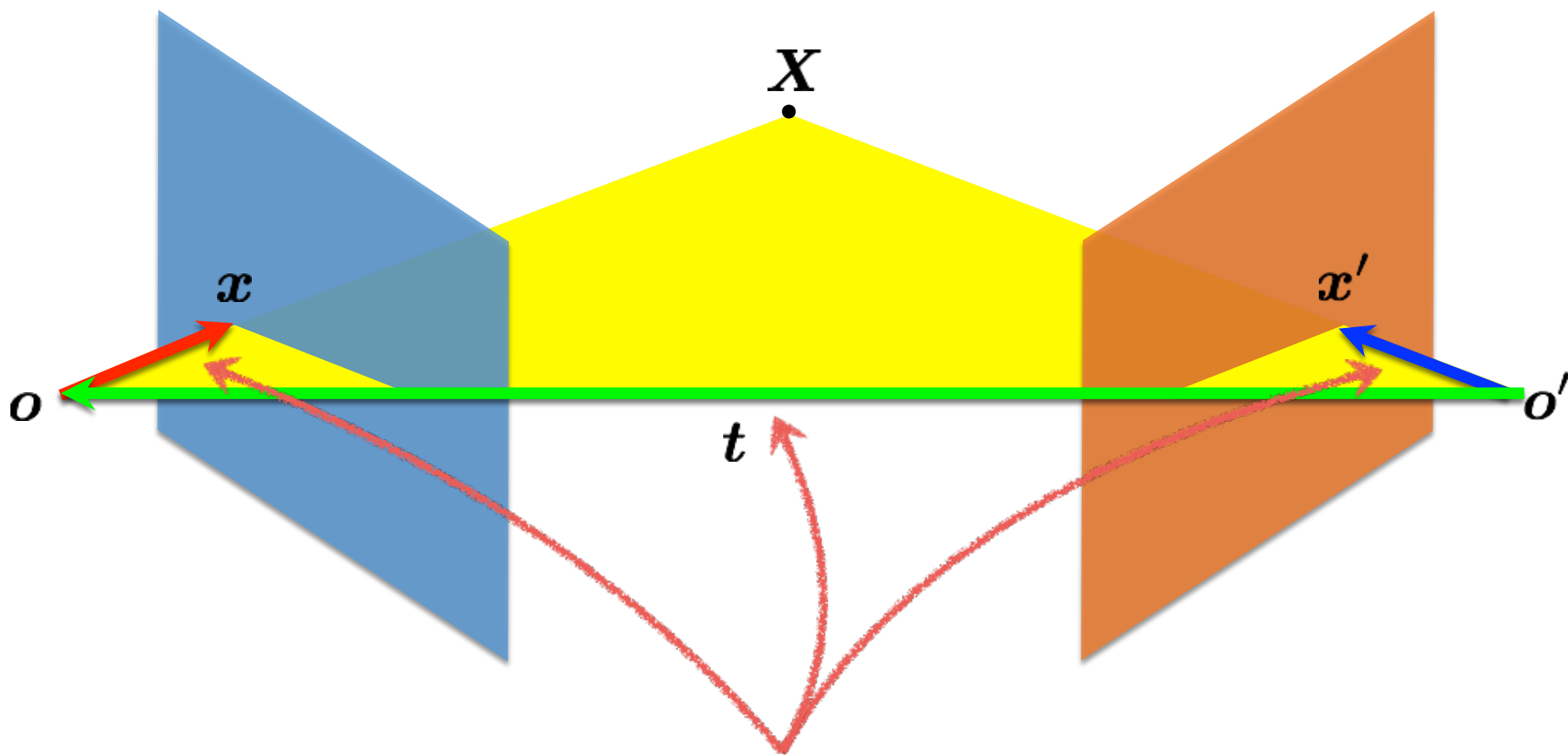
$$x' = \mathbf{R}(x - t)$$

Does this look familiar?



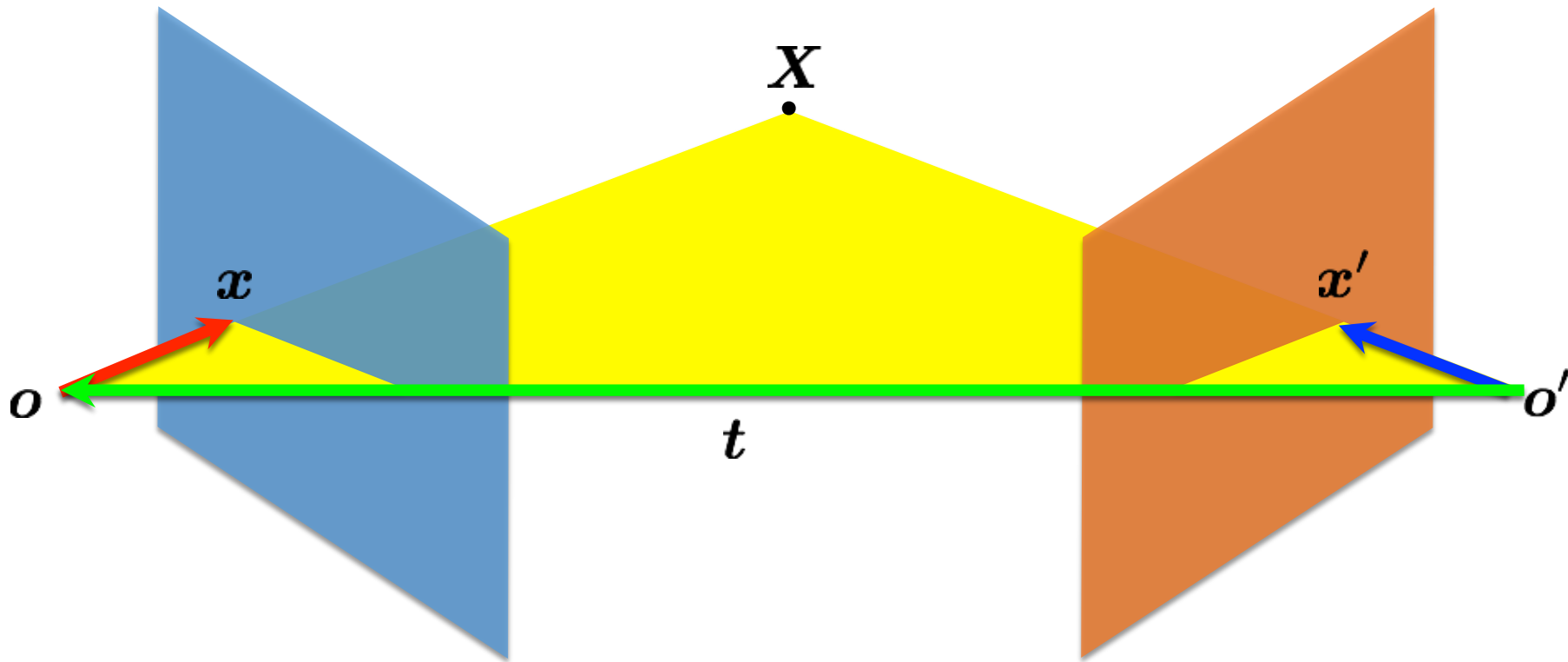
$$x' = R(x - t)$$

Camera-camera transform just like **world-camera** transform



These three vectors are coplanar

$$x, t, x'$$



If these three vectors are coplanar $\mathbf{x}, \mathbf{t}, \mathbf{x}'$ then

$$(\mathbf{x} - \mathbf{t})^\top (\mathbf{t} \times \mathbf{x}) = 0$$

dot product of orthogonal vectors

cross-product: vector orthogonal to plane

Putting it Together

rigid motion

$$\mathbf{x}' = \mathbf{R}(\mathbf{x} - \mathbf{t})$$

coplanarity

$$(\mathbf{x} - \mathbf{t})^\top (\mathbf{t} \times \mathbf{x}) = 0$$

The outer product
(w/ vector) could be
re-written as inner
product (w/ matrix)!

$$(\mathbf{x}'^\top \mathbf{R})(\mathbf{t} \times \mathbf{x}) = 0$$

$$(\mathbf{x}'^\top \mathbf{R})([\mathbf{t}_\times] \mathbf{x}) = 0$$

$$\mathbf{x}'^\top (\mathbf{R}[\mathbf{t}_\times]) \mathbf{x} = 0$$

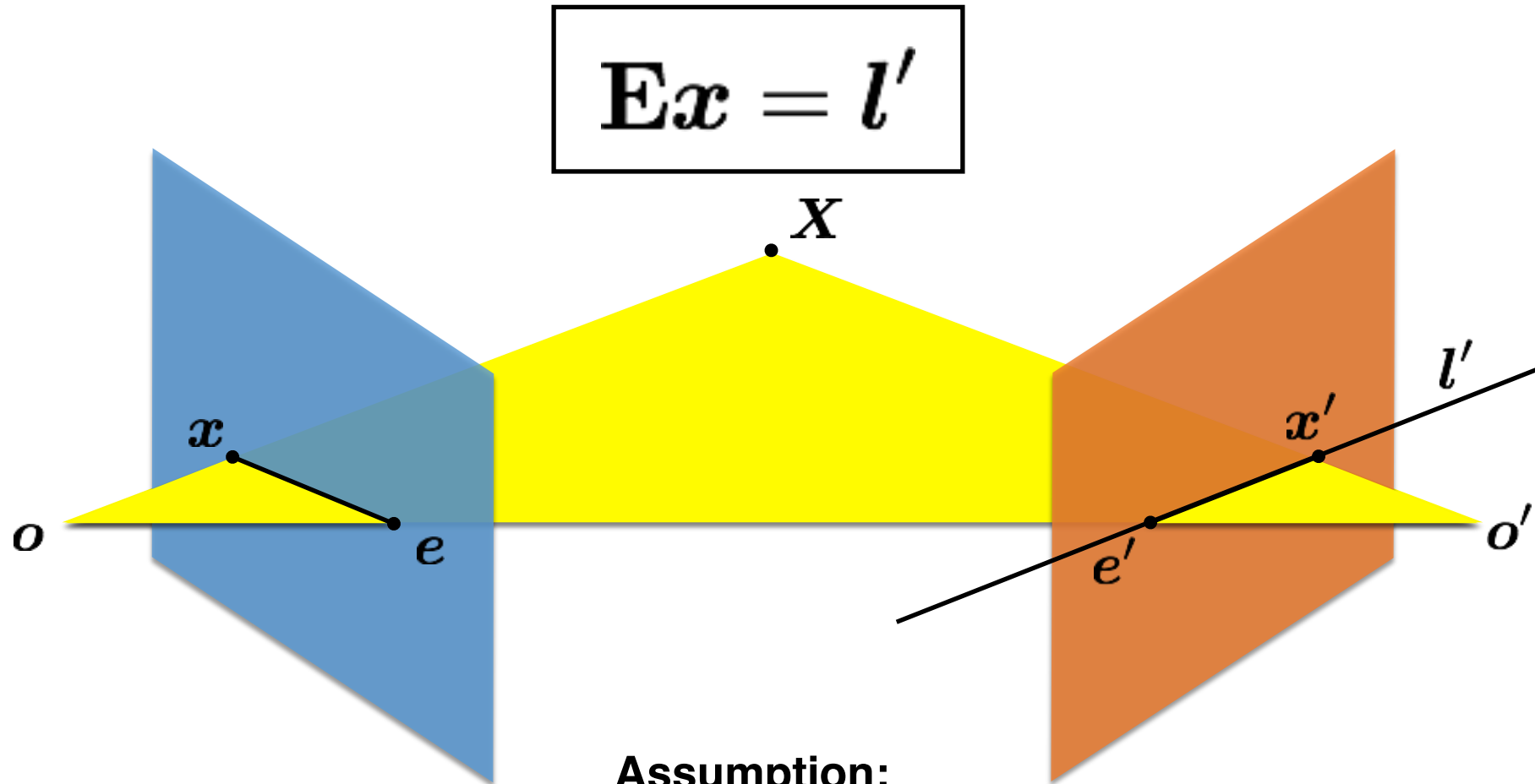
$$\mathbf{x}'^\top \mathbf{E} \mathbf{x} = 0$$

Essential Matrix
[Longuet-Higgins 1981]

Rotation matrix is
orthonormal
(transpose = inverse!)

Sanity check:
dimension?

Given a point in one image,
multiplying by the **essential matrix** will tell us
the **epipolar line** in the second view.



Assumption:

2D points expressed in camera coordinate system (i.e., intrinsic matrices are identities)

How do you generalize
to non-identity intrinsic
matrices?

The
fundamental matrix
is a
generalization
of the
essential matrix,
where the assumption of
Identity matrices
is removed

$$\hat{x}'^{\top} \mathbf{E} \hat{x} = 0$$

The essential matrix operates on image points expressed in **2D coordinates** expressed in the camera coordinate system

$$\hat{x}' = \mathbf{K}'^{-1} x'$$

$$\hat{x} = \mathbf{K}^{-1} x$$

camera point image point

$$\hat{\mathbf{x}}'^{\top} \mathbf{E} \hat{\mathbf{x}} = 0$$

The essential matrix operates on image points expressed in **2D coordinates** expressed in the camera coordinate system

$$\hat{\mathbf{x}}' = \mathbf{K}'^{-1} \mathbf{x}'$$

$$\hat{\mathbf{x}} = \mathbf{K}^{-1} \mathbf{x}$$

camera point image point

Writing out the epipolar constraint in terms of image coordinates

$$\mathbf{K}'^{-\top} \mathbf{E} \mathbf{K}^{-1} \mathbf{x} = 0$$

$$\mathbf{x}'^{\top} (\mathbf{K}'^{-\top} \mathbf{E} \mathbf{K}^{-1}) \mathbf{x} = 0$$

$$\mathbf{x}'^{\top} \mathbf{F} \mathbf{x} = 0$$

Same equation works in image coordinates!

$$\mathbf{x}'^{\top} \mathbf{F} \mathbf{x} = 0$$

it maps pixels to epipolar lines

Breaking down the fundamental matrix

$$\mathbf{F} = \mathbf{K}'^{-\top} \mathbf{E} \mathbf{K}^{-1}$$

$$\mathbf{F} = \mathbf{K}'^{-\top} [\mathbf{t}_x] \mathbf{R} \mathbf{K}^{-1}$$

Depends on both intrinsic and extrinsic parameters

Breaking down the fundamental matrix

$$\mathbf{F} = \mathbf{K}'^{-\top} \mathbf{E} \mathbf{K}^{-1}$$

$$\mathbf{F} = \mathbf{K}'^{-\top} [\mathbf{t}_x] \mathbf{R} \mathbf{K}^{-1}$$

Depends on both intrinsic and extrinsic parameters

How would you solve for F ?

$$\mathbf{x}_m'^{\top} \mathbf{F} \mathbf{x}_m = 0$$

Assume you have M matched *image* points

$$\{\mathbf{x}_m, \mathbf{x}'_m\} \quad m = 1, \dots, M$$

Each correspondence should satisfy

$$\mathbf{x}'_m{}^\top \mathbf{F} \mathbf{x}_m = 0$$

How would you solve for the 3 x 3 \mathbf{F} matrix?

Assume you have M matched *image* points (via Harris, SIFT...)

$$\{\mathbf{x}_m, \mathbf{x}'_m\} \quad m = 1, \dots, M$$

Each correspondence should satisfy

$$\mathbf{x}'_m{}^\top \mathbf{F} \mathbf{x}_m = 0$$

How would you solve for the 3 x 3 \mathbf{F} matrix?

S V D

Assume you have M matched *image* points

$$\{\mathbf{x}_m, \mathbf{x}'_m\} \quad m = 1, \dots, M$$

Each correspondence should satisfy

$$\mathbf{x}'_m{}^\top \mathbf{F} \mathbf{x}_m = 0$$

How would you solve for the 3 x 3 \mathbf{F} matrix?

Set up a homogeneous linear system with 9 unknowns

$$\mathbf{x}_m'^\top \mathbf{F} \mathbf{x}_m = 0$$

$$\begin{bmatrix} x'_m & y'_m & 1 \end{bmatrix} \begin{bmatrix} f_1 & f_2 & f_3 \\ f_4 & f_5 & f_6 \\ f_7 & f_8 & f_9 \end{bmatrix} \begin{bmatrix} x_m \\ y_m \\ 1 \end{bmatrix} = 0$$

How many equation do you get from one correspondence?

$$\begin{bmatrix} x'_m & y'_m & 1 \end{bmatrix} \begin{bmatrix} f_1 & f_2 & f_3 \\ f_4 & f_5 & f_6 \\ f_7 & f_8 & f_9 \end{bmatrix} \begin{bmatrix} x_m \\ y_m \\ 1 \end{bmatrix} = 0$$

ONE correspondence gives you ONE equation

$$\begin{aligned} x_m x'_m f_1 + x_m y'_m f_2 + x_m f_3 + \\ y_m x'_m f_4 + y_m y'_m f_5 + y_m f_6 + \\ x'_m f_7 + y'_m f_8 + f_9 = 0 \end{aligned}$$



$$\begin{bmatrix} x'_m & y'_m & 1 \end{bmatrix} \begin{bmatrix} f_1 & f_2 & f_3 \\ f_4 & f_5 & f_6 \\ f_7 & f_8 & f_9 \end{bmatrix} \begin{bmatrix} x_m \\ y_m \\ 1 \end{bmatrix} = 0$$

Set up a homogeneous linear system with 9 unknowns


$$\begin{bmatrix} x_1 x'_1 & x_1 y'_1 & x_1 & y_1 x'_1 & y_1 y'_1 & y_1 & x'_1 & y'_1 & 1 \\ \vdots & \vdots & \vdots & \vdots & \vdots & \vdots & \vdots & \vdots & \vdots \\ x_M x'_M & x_M y'_M & x_M & y_M x'_M & y_M y'_M & y_M & x'_M & y'_M & 1 \end{bmatrix} \begin{bmatrix} f_1 \\ f_2 \\ f_3 \\ f_4 \\ f_5 \\ f_6 \\ f_7 \\ f_8 \\ f_9 \end{bmatrix} = \mathbf{0}$$

SVD !

Example: epipolar lines



$$\mathbf{F} = \begin{bmatrix} -0.00310695 & -0.0025646 & 2.96584 \\ -0.028094 & -0.00771621 & 56.3813 \\ 13.1905 & -29.2007 & -9999.79 \end{bmatrix}$$

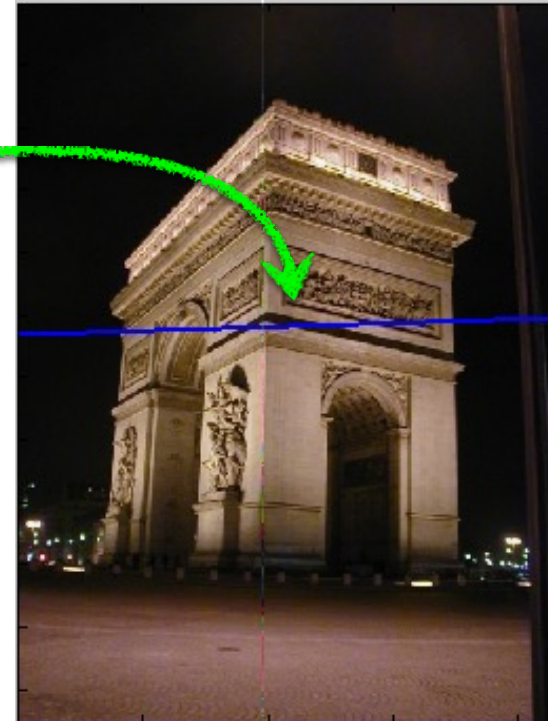


$$\mathbf{x} = \begin{bmatrix} 343.53 \\ 221.70 \\ 1.0 \end{bmatrix}$$


$$\begin{aligned} \mathbf{l}' &= \mathbf{F}\mathbf{x} \\ &= \begin{bmatrix} 0.0295 \\ 0.9996 \\ -265.1531 \end{bmatrix} \end{aligned}$$

$$l' = \mathbf{F}x$$


$$= \begin{bmatrix} 0.0295 \\ 0.9996 \\ -265.1531 \end{bmatrix}$$



8-point is sufficient in theory to estimate E/F ...
but least square often not robust enough



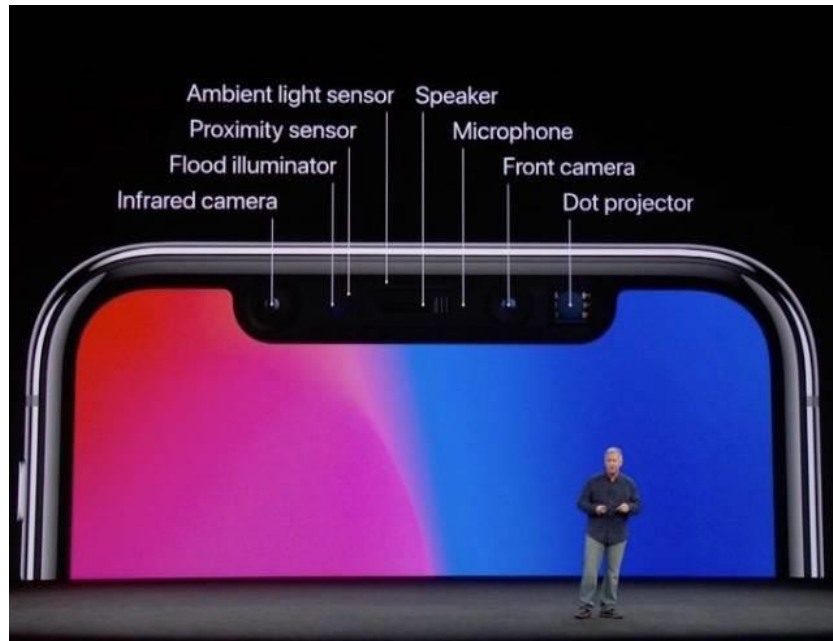
Keep only the matches that are “inliers” with respect to the “best” fundamental matrix (RANSAC)



Recap: epipolar geometry & camera calibration

- If we know the calibration matrices of the two cameras, we can estimate the essential matrix: $E = K^T F K$
- The essential matrix gives us the relative rotation and translation between the cameras, or their extrinsic parameters.
- Fundamental matrix lets us compute relationship up to scale for cameras with unknown intrinsic calibrations.
- Estimating the fundamental matrix is a kind of “weak calibration”


Depth and Camera



iPhone X



Microsoft Kinect v1



Intel laptop depth camera



What's different between these two images?









Objects that are close move more or less?

The amount of horizontal movement is
inversely proportional to ...

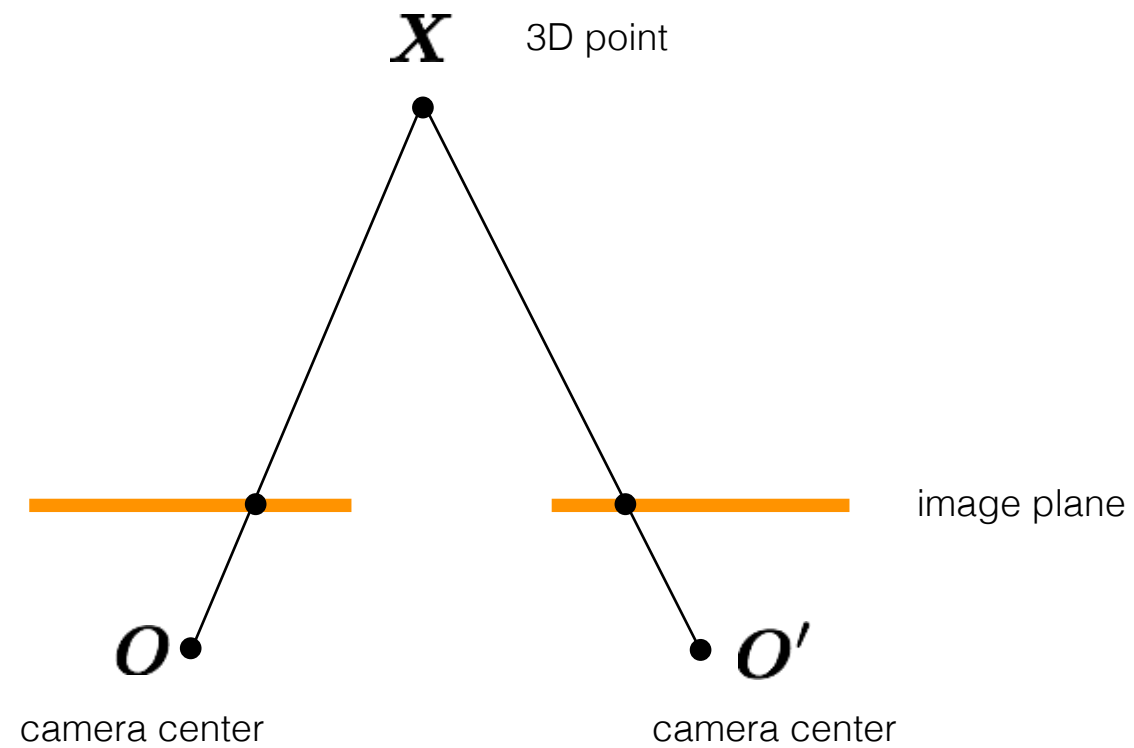


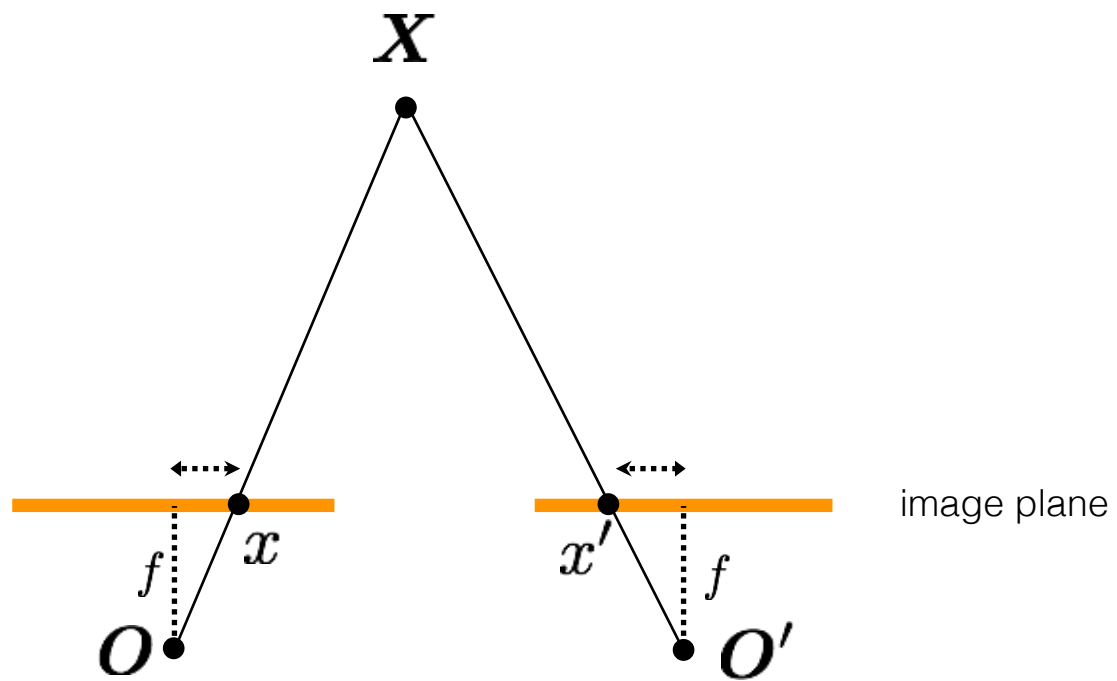
The amount of horizontal movement is
inversely proportional to ...

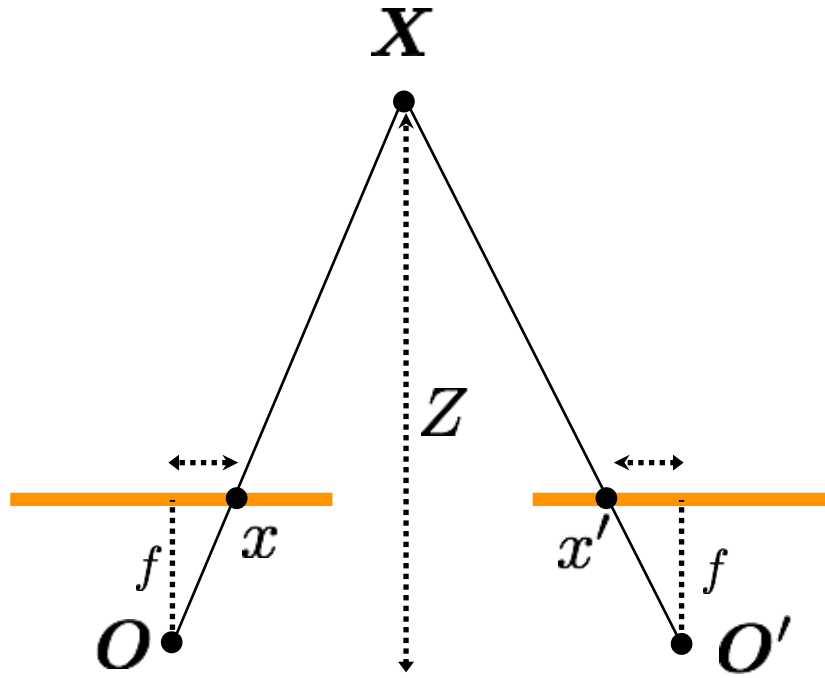


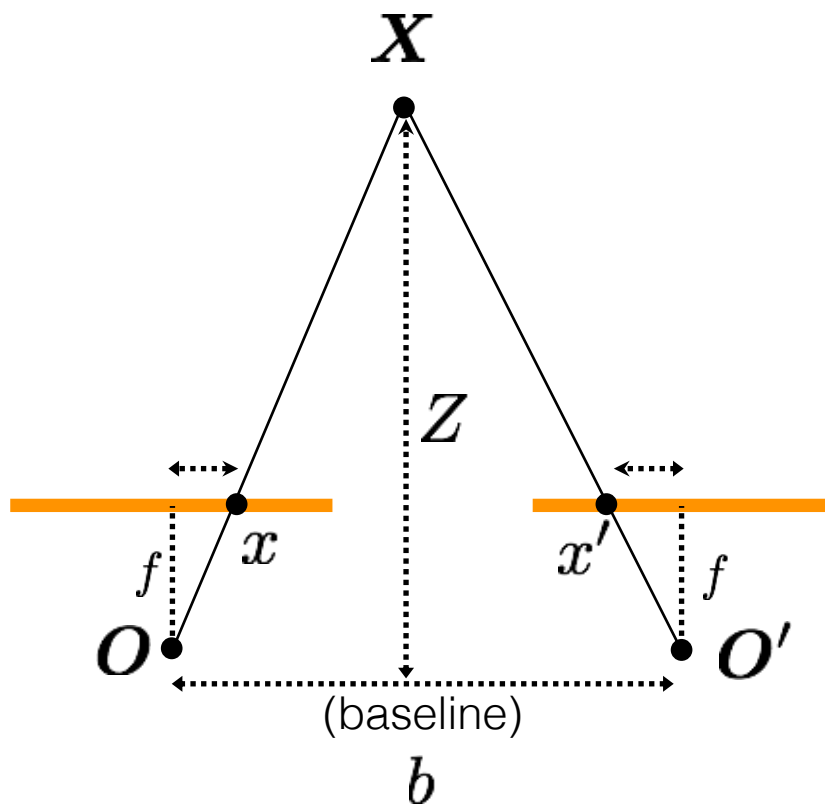
... the distance from the camera.

More formally...

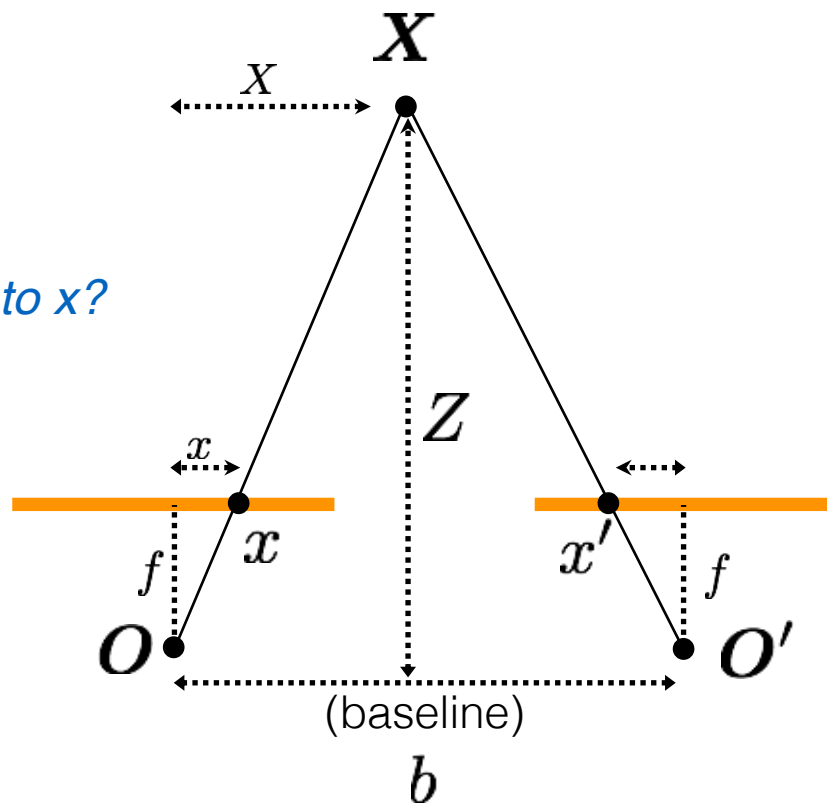




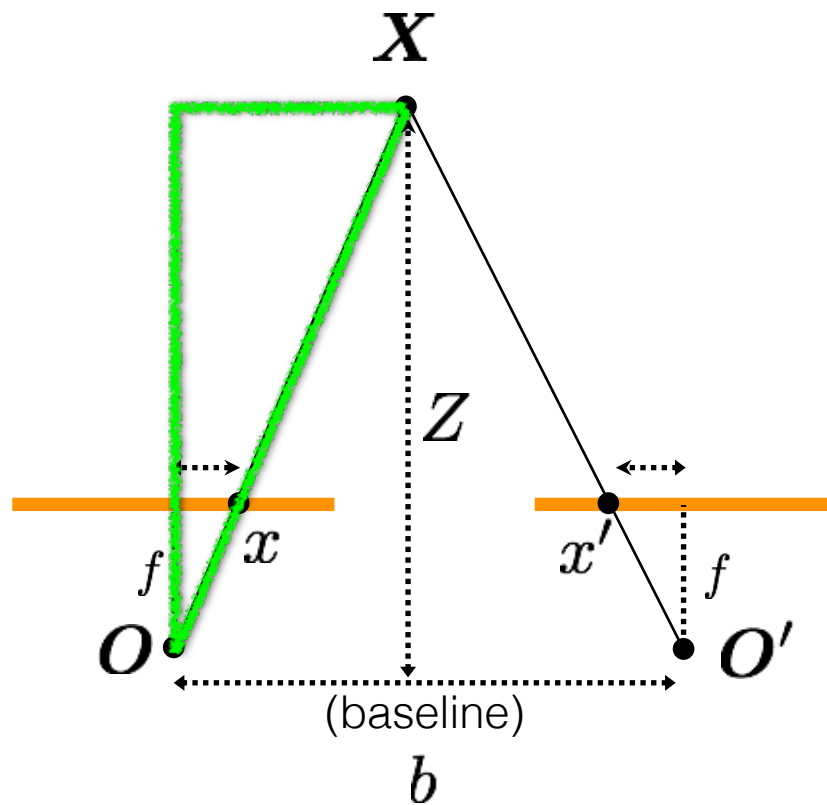




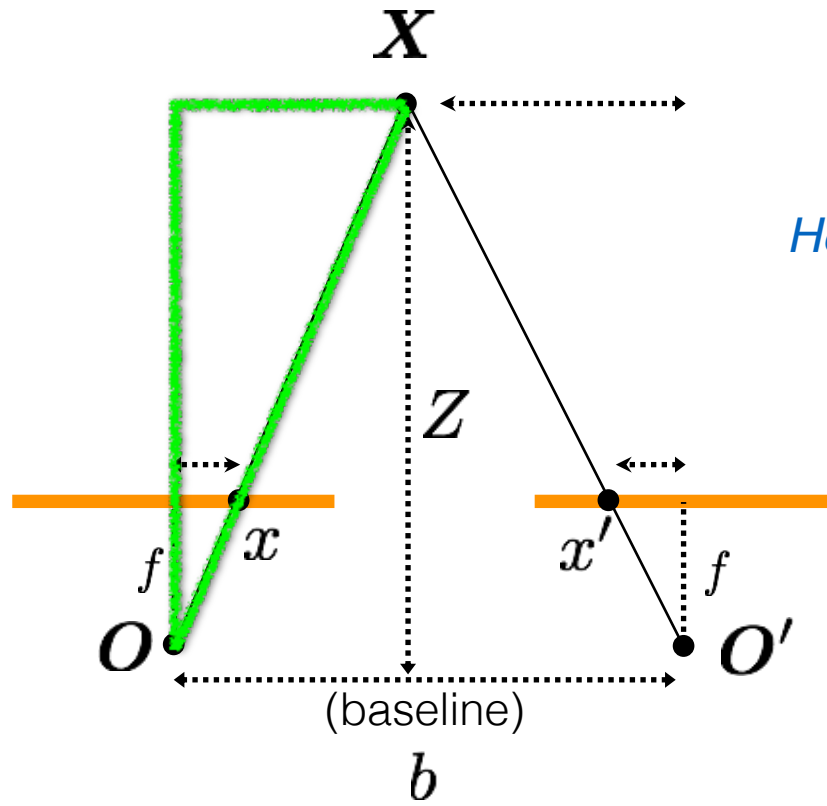
How is X related to x ?



$$\frac{X}{Z} = \frac{x}{f}$$

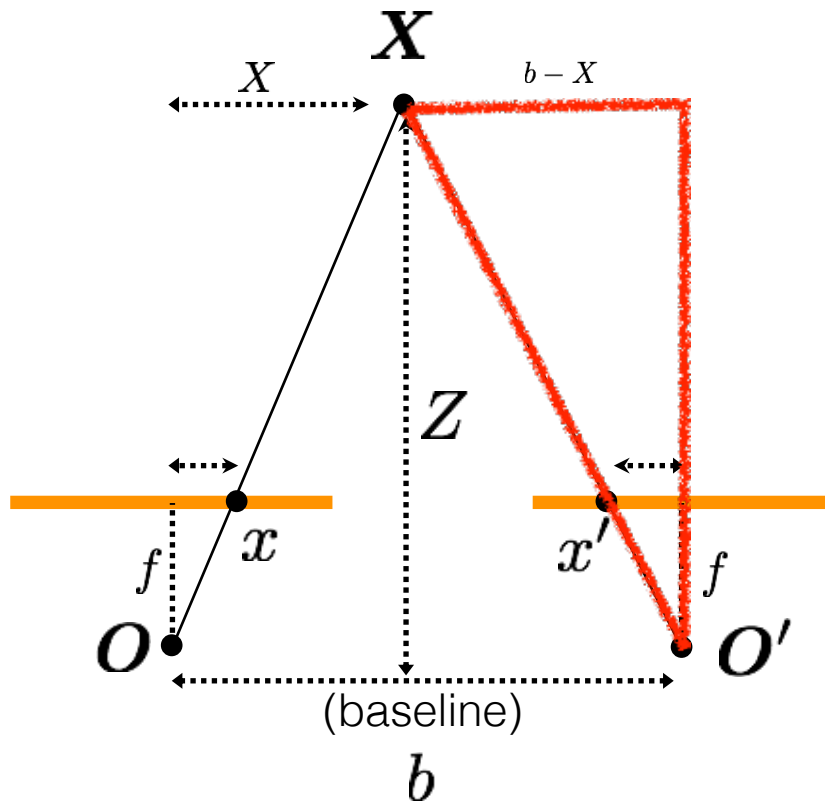


$$\frac{X}{Z} = \frac{x}{f}$$



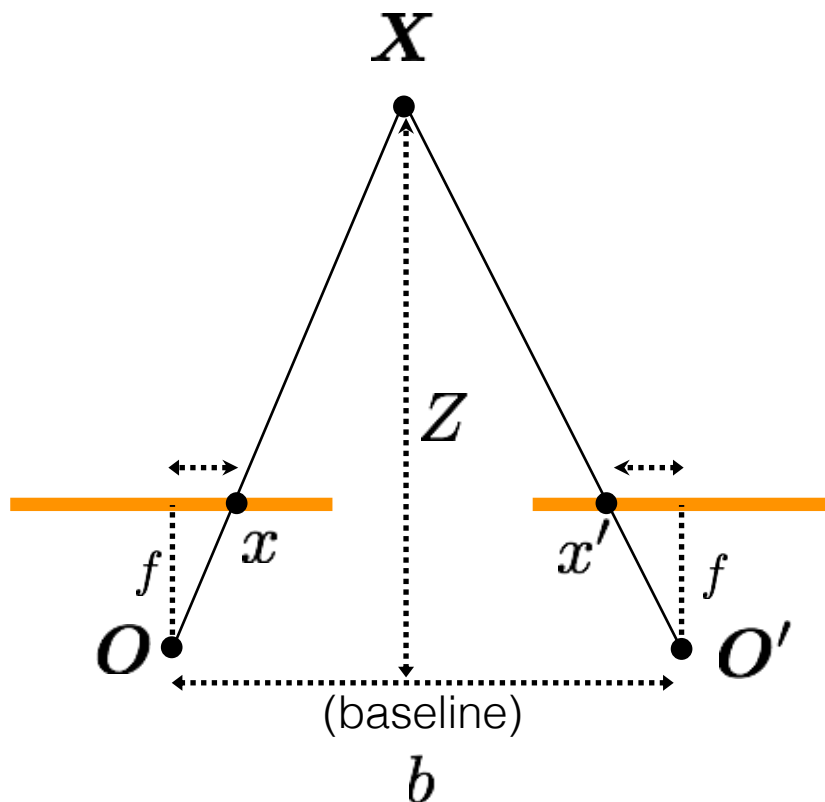
How is X related to x' ?

$$\frac{X}{Z} = \frac{x}{f}$$



$$\frac{b - X}{Z} = \frac{x'}{f}$$

$$\frac{X}{Z} = \frac{x}{f}$$



$$\frac{b - X}{Z} = \frac{x'}{f}$$

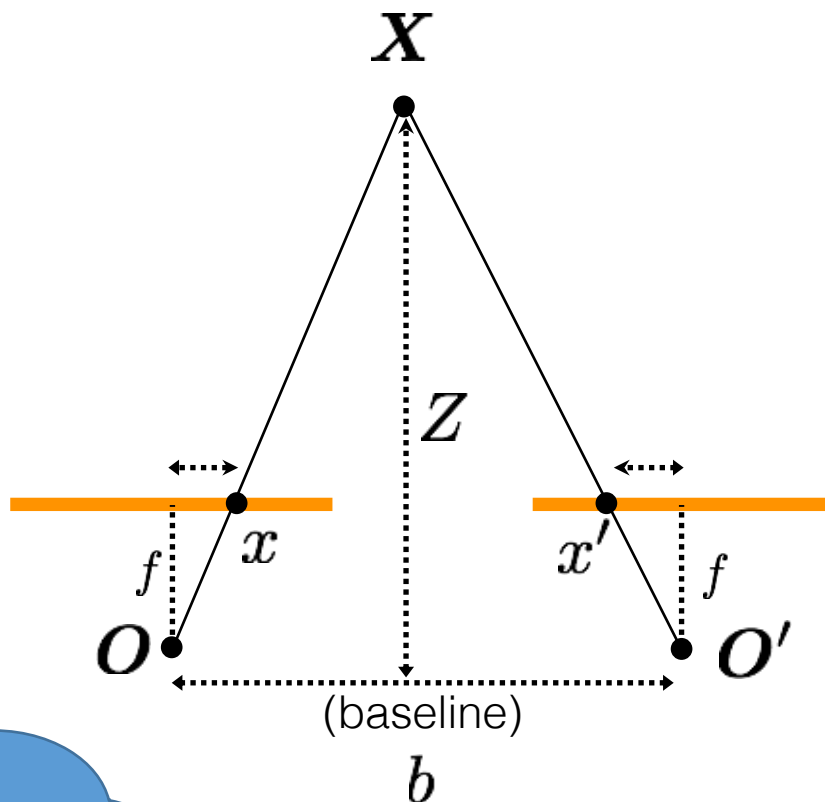
Disparity

$$d = x - x' \quad (\text{wrt to camera origin of image plane})$$

$$= \frac{bf}{Z}$$

$$\frac{X}{Z} = \frac{x}{f}$$

$$\frac{b - X}{Z} = \frac{x'}{f}$$



So, if I know x
and x' , I can
compute depth!!

Disparity

$$d = x - x'$$


$$= \frac{bf}{Z}$$

inversely proportional
to depth



Depth Estimation via Stereo Matching






1. Rectify images
(make epipolar lines horizontal)
2. For each pixel
 - a. Find epipolar line
 - b. Scan line for best match
 - c. Compute depth from disparity

$$Z = \frac{bf}{d}$$


How would
you do this?
Template
Matching

Find this template

How do we detect the template  in the following image?



What will the output look like?

filter  template mean

output


$$h[m, n] = \frac{\sum_{k,l} (g[k, l] - \bar{g})(f[m + k, n + l] - \bar{f}_{m,n})}{\sqrt{(\sum_{k,l} (g[k, l] - \bar{g})^2 \sum_{k,l} (f[m + k, n + l] - \bar{f}_{m,n})^2)}}$$

image local patch mean

Normalized cross-correlation (NCC).

Find this template

How do we detect the template  in the following image?



1-output




thresholding

True detections



Normalized cross-correlation (NCC).



$$E_s(d) = \sum_{(p,q) \in \mathcal{E}} V(d_p, d_q)$$

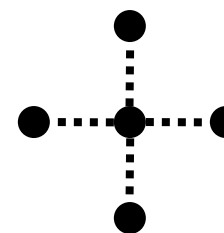
smoothness term

\mathcal{E} : set of neighboring pixels

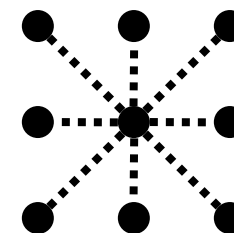
How can we improve depth estimation?

Too many discontinuities.
We expect disparity values to change slowly.

Let's make an assumption:
depth should change smoothly



4-connected
neighborhood

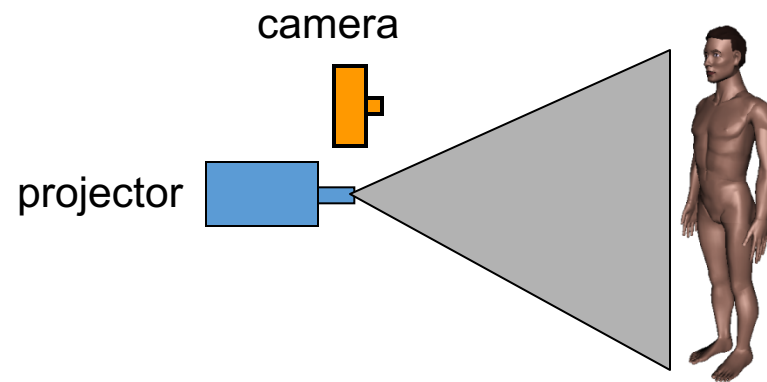


8-connected
neighborhood

Active stereo with structured light



- Project “structured” light patterns onto the object
 - Simplifies the correspondence problem
 - Allows us to use only one camera



L. Zhang, B. Curless, and S. M. Seitz. [Rapid Shape Acquisition Using Color Structured Light and Multi-pass Dynamic Programming](#). 3DPVT 2002

Kinect: Structured infrared light



<http://bbzippo.wordpress.com/2010/11/28/kinect-in-infrared/>

iPhone X




iPhone 12 has lidar

“Semantic” Depth Estimation



(a) Input Image



(b) Baseline Disparity Map




(a) Input Image




(b) Baseline Semantic Map



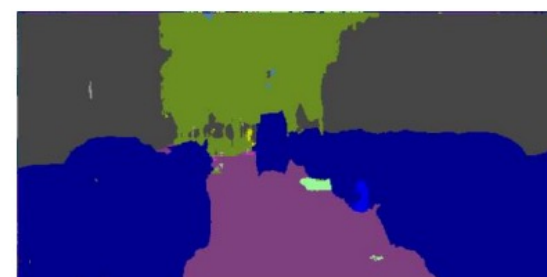
(c) SceneNet Semantic Map



(d) SceneNet Disparity Map



(c) SceneNet Disparity Map



(d) SceneNet Semantic Map



The University of Texas at Austin
**Electrical and Computer
Engineering**
Cockrell School of Engineering